



Author Correction: The NSL complex maintains nuclear architecture stability via lamin A/C acetylation

Correction to: *Nature Cell Biology* <https://doi.org/10.1038/s41556-019-0397-z>. Published online 1 October 2019.

<https://doi.org/10.1038/s41556-023-01106-y>

Published online: 27 February 2023

 Check for updates

Adam Karoutas , Witold Szymanski , Tobias Rausch , Sukanya Guhathakurta, Eva A. Rog-Zielinska, Remi Peyronnet, Janine Seyfferth, Hui-Ru Chen, Rebecca de Leeuw, Benjamin Herquel, Hiroshi Kimura , Gerhard Mittler, Peter Kohl, Ohad Medalia , Jan O. Korbel  & Asifa Akhtar 

In the version of this article initially published, MS proteomics data for *Mof* KO were publicly deposited whereas *Kansl2* KO data were not made available at the time. The Data Availability section for this article should have begun: “The MS proteomics data for *Mof* KO and *Kansl2* KO have been deposited to the ProteomeXchange Consortium (<http://proteomecentral.proteomexchange.org>) via the PRIDE partner repository (accession numbers: PXD008539 and PXD038521, respectively).” All relevant ProteomeXchange data are now available through this notice.

© The Author(s), under exclusive licence to Springer Nature Limited 2023




Author Correction: Multivalent interactions facilitate motor-dependent protein accumulation at growing microtubule plus-ends

Correction to: *Nature Cell Biology* <https://doi.org/10.1038/s41556-022-01037-0>. Published online 19 December 2022.

<https://doi.org/10.1038/s41556-023-01124-w>

Published online: 15 March 2023

 Check for updates

Renu Maan, Louis Reese, Vladimir A. Volkov, Matthew R. King, Eli O. van der Sluis, Nemo Andrea, Wiel H. Evers, Arjen J. Jakobi & Marileen Dogterom 

In the version of this article initially published, an incorrect file for Source Data Fig. 2 was uploaded. The file has now been replaced and the error has been corrected in the HTML and PDF versions of the article.

Open Access This article is licensed under a Creative Commons Attribution 4.0 International License, which permits use, sharing, adaptation, distribution and reproduction in any medium or format, as long as you give appropriate credit to the original author(s) and the source, provide a link to the Creative Commons license, and indicate if changes were made. The images or other third party material in this article are included in the article's Creative Commons license, unless indicated otherwise in a credit line to the material. If material is not included in the article's Creative Commons license and your intended use is not permitted by statutory regulation or exceeds the permitted use, you will need to obtain permission directly from the copyright holder. To view a copy of this license, visit <http://creativecommons.org/licenses/by/4.0/>.

© The Author(s) 2023