

Search for vectorlike B quarks in events with one isolated lepton, missing transverse momentum, and jets at $\sqrt{s} = 8$ TeV with the ATLAS detector

G. Aad *et al.**

(ATLAS Collaboration)

(Received 18 March 2015; published 19 June 2015)

A search has been performed for pair production of heavy vectorlike down-type (B) quarks. The analysis explores the lepton-plus-jets final state, characterized by events with one isolated charged lepton (electron or muon), significant missing transverse momentum, and multiple jets. One or more jets are required to be tagged as arising from b quarks, and at least one pair of jets must be tagged as arising from the hadronic decay of an electroweak boson. The analysis uses the full data sample of pp collisions recorded in 2012 by the ATLAS detector at the LHC, operating at a center-of-mass energy of 8 TeV, corresponding to an integrated luminosity of 20.3 fb^{-1} . No significant excess of events is observed above the expected background. Limits are set on vectorlike B production, as a function of the B branching ratios, assuming the allowable decay modes are $B \rightarrow Wt/Zb/Hb$. In the chiral limit with a branching ratio of 100% for the decay $B \rightarrow Wt$, the observed (expected) 95% C.L. lower limit on the vectorlike B mass is 810 GeV (760 GeV). In the case where the vectorlike B quark has branching ratio values corresponding to those of an $SU(2)$ singlet state, the observed (expected) 95% C.L. lower limit on the vectorlike B mass is 640 GeV (505 GeV). The same analysis, when used to investigate pair production of a colored, charge $5/3$ exotic fermion $T_{5/3}$, with subsequent decay $T_{5/3} \rightarrow Wt$, sets an observed (expected) 95% C.L. lower limit on the $T_{5/3}$ mass of 840 GeV (780 GeV).

DOI: [10.1103/PhysRevD.91.112011](https://doi.org/10.1103/PhysRevD.91.112011)

PACS numbers: 13.85.Rm, 12.60.-i, 14.80.-j

I. INTRODUCTION

A natural extension of the Standard Model (SM) is the introduction of new fermions besides the usual three generations of chiral leptons and quarks. Extensions of this type have been used to introduce new scales that assist in the unification of gauge couplings in nonsupersymmetric models as well as certain supersymmetric models [1–4] and to provide new sources of CP violation [5,6]. Additional quarks also arise naturally when considering little Higgs models [7,8], models with a composite Higgs [9–12], nonminimal supersymmetric models [13], and nonsupersymmetric “natural” models [14].

The recent discovery [15,16] of a Higgs boson with a mass near 125 GeV has modified rather than eliminated expectations for additional quarks. SM-like “sequential” fourth-generation quarks are disfavored, though not completely excluded [17–20]. On the other hand, so-called “vectorlike” quarks (VLQs), for which both the left- and right-handed fields transform identically under the $SU(2) \times U(1)$ gauge transformations [21], remain viable. Indeed, VLQs could play a role in stabilizing the

electroweak vacuum in light of the observed Higgs mass [22]. In contrast to sequential chiral quarks, VLQs neither acquire mass through electroweak symmetry breaking nor modify precision electroweak observables significantly. Another distinguishing feature is that VLQs can have large flavor-changing neutral current (FCNC) decay rates. For instance, whereas a heavy new chiral down-type quark (d_4) would decay predominantly via $d_4 \rightarrow Wt$, a vectorlike down-type quark of charge $-1/3$ (denoted hereafter by B) could decay via $B \rightarrow Zb$ and $B \rightarrow Hb$, in addition to via $B \rightarrow Wt$. Likewise, a vectorlike up-type quark of charge $2/3$ (denoted by T) could decay not only via $T \rightarrow Wb$ but also via $T \rightarrow Zt$ and $T \rightarrow Ht$. The values of the VLQ B and VLQ T branching ratios are determined by the VLQ multiplet structure and effects such as the VLQ mixing with SM quarks [21,23]. It is usually assumed that new heavy quarks of either type would couple primarily to the third generation of SM quarks, for instance in order to suppress FCNC interactions among the SM quarks [24], but couplings to lighter generations are not excluded [25,26].

The ATLAS collaboration has published searches for sequential down-type fourth-generation quarks [27] and for heavy quarks decaying via a neutral current [28]. More recently, limits on VLQ B masses have been quoted from an ATLAS analysis of the Zb final state in terms of VLQ multiplet structure, with a 95% C.L. lower limit of 685 GeV for an $SU(2)$ singlet and 755 GeV for an $SU(2)$ doublet [29]. The CMS collaboration has reported exclusion

*Full author list given at the end of the article.

Published by the American Physical Society under the terms of the [Creative Commons Attribution 3.0 License](https://creativecommons.org/licenses/by/3.0/). Further distribution of this work must maintain attribution to the author(s) and the published article's title, journal citation, and DOI.

limits on $T_{5/3}$ at 800 GeV [30] and on B assuming 100% branching ratio to Wt at 675 GeV [31].

At a hadron collider, strong interactions among the initial-state partons can lead to the production of quark-antiquark pairs. This article presents a search for VLQ B pair production, using the full data set of proton-proton (pp) collision events at a center-of-mass energy of $\sqrt{s} = 8$ TeV recorded in 2012 with the ATLAS detector at the CERN LHC. The analysis explores the lepton-plus-jets final state, characterized by events with one isolated charged lepton (electron or muon), significant missing transverse momentum (the magnitude of which is referred to as E_T^{miss}), and multiple jets. The main SM backgrounds to this signature are events with production of a top quark and antitop quark ($t\bar{t}$) and events with a W boson produced in association with jets ($W + \text{jets}$). The analysis requires that one or more jets are tagged as arising from b quarks and that at least one pair of jets is tagged as arising from the hadronic decay of an electroweak boson. These requirements are designed primarily to address the signature $B\bar{B} \rightarrow W^+W^-t\bar{t} \rightarrow W^+W^-W^+W^-b\bar{b}$ but also to retain sensitivity to other VLQ B (and T) decay signatures. In addition, since the analysis does not distinguish the charges of the hadronically decaying W bosons, it also has sensitivity to pair production of a colored charge $5/3$ exotic fermion, denoted by $T_{5/3}$, that decays via $T_{5/3} \rightarrow Wt$ to a W boson and top quark of the same charge sign. The $T_{5/3}$ is predicted, for example, in some composite Higgs models [11].

After a brief description of the ATLAS detector in Sec. II, Sec. III describes the samples of data and Monte Carlo (MC) simulation events used. Section IV describes how the various reconstructed objects in the final state are reconstructed and identified. The event selection is described in Sec. V, followed in Sec. VI by a discussion of the analysis strategy. Section VII describes how the background is characterized, and Sec. VIII describes the systematic uncertainties. Section IX presents the results and, since no signal is observed, provides the limits that are set on VLQ B and $T_{5/3}$ production. A summary and conclusions are given in Sec. X.

II. ATLAS DETECTOR

The ATLAS detector [32] covers nearly the entire solid angle around the collision point and consists of an inner tracking detector surrounded by a solenoid, electromagnetic (EM) and hadronic calorimeters, and a muon spectrometer incorporating three large toroidal magnet systems, each with eight coils.

The inner-detector system (ID) is immersed in a 2 T axial magnetic field, provided by a thin superconducting solenoid located before the calorimeters and provides charged-particle tracking in the pseudorapidity range

$|\eta| < 2.5$.¹ The ID consists of three detector subsystems, beginning closest to the beamline with a high-granularity silicon pixel detector, followed at larger radii by a silicon microstrip tracker and then a straw-tube-based transition radiation tracker. The ID makes possible an accurate reconstruction of tracks from the primary collision and precise determination of the location of the primary vertex, as well as reconstruction of secondary vertices due to decays of long-lived particles, such as those including b quarks.

The ATLAS calorimeter system covers the pseudorapidity range $|\eta| < 4.9$. Finely segmented EM sampling calorimeters, using lead as the absorber material and liquid argon (LAr) as the active medium, cover the barrel ($|\eta| < 1.475$) and end cap ($1.375 < |\eta| < 3.2$) regions. An additional thin LAr presampler covering $|\eta| < 1.8$ allows corrections for energy losses in material upstream of the EM calorimeters. Hadronic calorimetry is provided by a steel/scintillator-tile calorimeter, segmented into three barrel structures within $|\eta| < 1.7$, and two copper/LAr hadronic endcap calorimeters that cover the region $1.5 < |\eta| < 3.2$. The solid angle coverage is completed with forward copper/LAr and tungsten/LAr calorimeter modules, optimized for EM and hadronic measurements, respectively, and covering the region $3.1 < |\eta| < 4.9$.

Outside the calorimeters lies the muon spectrometer, which identifies muons and measures their deflection in a magnetic field generated by superconducting air-core toroidal magnet systems. The spectrometer is made up of separate trigger and high-precision tracking chambers. The precision chambers cover the region $|\eta| < 2.7$ with three stations of monitored drift-tube chambers, complemented by cathode-strip chambers in the forward region. The trigger system covers the range $|\eta| < 2.4$, using resistive plate chambers in the barrel and thin-gap chambers in the end cap regions.

ATLAS uses a three-level trigger and data acquisition system. The first-level trigger system is implemented in custom electronics, using a subset of the detector information to reduce the maximum event rate to a design value of 75 kHz. The second and third levels use software algorithms running on computer farms to yield a recorded event rate of approximately 400 Hz.

¹ATLAS uses a right-handed coordinate system with its origin at the nominal interaction point (IP) in the center of the detector and the z axis along the beam pipe. The x axis points from the IP to the center of the LHC ring, and the y axis points upward. Cylindrical coordinates (r, ϕ) are used in the transverse plane, ϕ being the azimuthal angle around the beam pipe. The pseudorapidity is defined in terms of the polar angle θ as $\eta = -\ln \tan(\theta/2)$, and angular distance is measured in terms of $\Delta R \equiv \sqrt{(\Delta\eta)^2 + (\Delta\phi)^2}$. The transverse energy is defined as $E_T = E \sin \theta$.

III. DATA AND MONTE CARLO SIMULATION SAMPLES

This analysis uses the full data set of 8 TeV pp collision events recorded in 2012 with the ATLAS detector at the LHC. The data sample, after applying quality criteria that require all ATLAS subdetector systems to be functioning normally, corresponds to a total integrated luminosity of 20.3 fb^{-1} . Events were required to pass either a single-electron or single-muon trigger designed to result in roughly constant efficiency for electrons and muons identified with the criteria described in Sec. IV.

Simulated MC samples of events with VLQ $B\bar{B}$ production were generated using PROTOS [33] (version 2.2) and PYTHIA [34] (version 6.421) with the ATLAS AUET2B MC parameter set (tune) [35] for parton showering and the underlying event and MSTW2008 parton distribution functions (PDFs) [36]. VLQ B masses were set to values from 350 to 850 GeV in 50 GeV steps. Production cross sections were normalized using predictions from TOP++ [37,38] (version 2.0) at next-to-next-to-leading order (NNLO) in QCD with resummed next-to-next-to-leading-logarithm (NNLL) soft gluon terms and MSTW2008 NNLO PDFs [36,39]. Branching ratios to Wt , Zb , and Hb were set to 1/3 each; alternative branching ratio values were investigated by reweighting MC events according to generator-level information. For example, the SU(2) singlet point corresponds to a branching ratio to Wt between 32% and 47% (increasing with the mass of the B) and to Hb between 26% and 29% (decreasing with the mass of the B), over the mass range considered in this analysis. Events for a few mass points (400, 600, and 800 GeV) were passed through a GEANT4-based detector simulation [40,41]. Further mass points were simulated using a faster simulation [42] but validated at the above mass points with the GEANT4-based simulation. Kinematically similar chiral d_4 samples, at mass values from 400 GeV to 1 TeV, in 50 GeV steps, were generated with PYTHIA [34] and also passed through fast detector simulation and were used to bolster samples of simulated decays of VLQ B to Wt . All MC samples were reconstructed using the same algorithms used for the data.

The signal process of $T_{5/3}$ pair production was simulated at $T_{5/3}$ mass points ranging from 600 to 1100 GeV, in 50 GeV steps, using MADGRAPH [43] and PYTHIA (version 8.175), with the ATLAS AU2 tune [44] and CTEQ6L1 PDFs [45], and passed through the fast detector simulation. As for the VLQ B MC samples, the cross section for $T_{5/3}$ pair production was normalized using the NNLO + NNLL prediction from TOP++ [37,38].

The dominant background in this analysis is due to production of $t\bar{t}$ pairs with additional jets, followed by W bosons produced in association with high-energy jets (“ $W + \text{jets}$ ”) and other, smaller background contributions. The $t\bar{t}$ background was modeled using the POWHEG-BOX

(version 1, r2330) next-to-leading-order (NLO) generator [46,47] interfaced to PYTHIA (version 6.427) with CT10 PDFs [48] and the Perugia P2011C tune [49] for parton shower and underlying event modeling and then normalized to the theoretical cross section calculated at NNLO with resummation of NNLL soft gluon terms [37,38,50–53]. The $W + \text{jets}$ background, along with $Z + \text{jets}$, was modeled with ALPGEN [54] (version 2.14) with up to five additional partons and PYTHIA (version 6.426) using CTEQ6L1 PDFs. Both were normalized to inclusive NNLO cross sections [55,56].

Among the smaller backgrounds, $t\bar{t}$ in association with a W or Z boson (“ $t\bar{t} + V$ ”) was modeled with MADGRAPH [43] (version 5) and PYTHIA (version 6.425) with the CTEQ6L1 PDFs and normalized to the NLO cross section prediction [57,58]. Electroweak single top production was simulated using POWHEG-BOX (version 1, r2330) and PYTHIA (version 6.425) with the P2011C tune and CT10 PDFs for s -channel and Wt processes and ACERMC [59,60] (version 3.8) and PYTHIA (version 6.426) for the t -channel process. The combined single top sample, with overlaps between the Wt and $t\bar{t}$ samples removed [61], was normalized to approximate NNLO cross sections [62–64] using the MSTW2008 NNLO PDF set. Diboson (WW, WZ, ZZ) production was modeled using ALPGEN (version 2.14) and JIMMY [65] for all processes except for the WZ channel where the Z boson decayed hadronically, in which case SHERPA [66] (version 01-04-01) was used. All diboson samples used CT10 PDFs and were normalized to the NLO cross-section calculation [67].

The normalizations and shapes of the background contributions were validated using data control regions (see Sec. VII). The multijet background contribution with misidentified lepton candidates was determined entirely with data-driven techniques.

The effect of multiple pp interactions in the same or nearby bunch crossings (“pileup”) was taken into account in all simulations, and the distribution of the number of interactions per bunch crossing in the simulation was reweighted to that observed in the data. During the 2012 data-taking period, the average number of pp collisions per bunch crossing varied between 6 and 40, with a mean value of 20.7.

IV. OBJECT RECONSTRUCTION AND IDENTIFICATION

The reconstruction and identification algorithms for electrons are described in Refs. [68,69]. Electrons are identified as isolated EM calorimeter energy deposits, matched to reconstructed tracks in the inner detector, with transverse energy $E_T > 25 \text{ GeV}$ and pseudorapidity $|\eta| < 2.47$, excluding the transition region, $1.37 < |\eta| < 1.52$, between the barrel and end cap calorimeters. The track must originate less than 2 mm along the beamline from the primary vertex, which is defined as the reconstructed vertex

with the largest sum of associated track p_T^2 . In addition, nonprompt electrons are suppressed by imposing isolation requirements: the calorimeter E_T within a surrounding cone of $\Delta R = 0.2$ and track p_T within $\Delta R = 0.3$, excluding the electron candidate itself, are each required to be smaller than E_T - (or p_T -) and η -dependent thresholds. The E_T and p_T thresholds are determined separately to accept 98% of electrons from $Z \rightarrow ee$ decays. Since electrons are also reconstructed as jets, the closest jet within $\Delta R = 0.2$ of an electron is removed, in order to avoid using one reconstructed object multiple times. Finally, electron candidates within $\Delta R = 0.4$ of jets, described below, are discarded.

Muon candidates are found by matching tracks in the muon spectrometer and the inner detector with $|\eta| < 2.5$, $p_T > 25$ GeV and originating within 2 mm of the primary vertex [70]. Muon isolation is enforced by calculating the ratio I of the sum of the p_T values of tracks in a cone of size $\Delta R = 10$ GeV/ p_T^μ to the transverse momentum p_T^μ of the muon candidate itself. A requirement of $I < 0.05$ is applied, which has an efficiency of 97%, as measured in $Z \rightarrow \mu\mu$ decays. As with electrons, muon candidates within $\Delta R = 0.4$ of jets are discarded.

Jets are defined using the anti- k_r algorithm [71] with a radius parameter of 0.4, starting from calorimeter energy clusters calibrated using the local weighting method [72,73]. Jets are then calibrated using a simulation-based energy- and η -dependent calibration scheme. Jets with $p_T > 25$ GeV and $|\eta| < 2.5$ are considered for further analysis. Contributions to the jet momentum from pileup interactions are suppressed using a jet-area-based subtraction method [74]. Jets with $p_T < 50$ GeV and $|\eta| < 2.4$ are further required to have a jet vertex fraction (JVF) of at least 50%, where JVF is defined as the scalar sum of the p_T of tracks associated with the jet cone which originate from the selected primary vertex, divided by the sum for all tracks associated with the jet.

Jets are “tagged” as b -quark jets using a multivariate discriminant based on track impact parameters and reconstructed secondary vertices [75,76]. The discriminant threshold is set to correspond to approximately 70% efficiency for b -quark jets from $t\bar{t}$ decays. This threshold achieves a rejection factor of approximately 140 against light-quark and gluon jets and 5 against charm-quark jets.

In the lepton-plus-jets final-state topology studied, signal events should include, in addition to the W boson that decays leptonically and gives rise to the charged electron or muon and E_T^{miss} , some number of hadronically decaying W and/or Z bosons. These hadronic decays of intermediate vector bosons can be reconstructed using pairs of jets with a dijet invariant mass value that lies within a window around the known W and Z masses. The masses of the W and Z bosons are sufficiently close in value so that, given the jet energy resolution, it would be difficult to separate hadronic W and Z decays; instead, a dijet mass window is used that is

wide enough to select with high efficiency either W or Z candidates.

In hadronic W/Z decays, the typical angular separation between the two daughter jets is related to the mass (m) and the transverse momentum (p_T) of the decaying W/Z boson by $\Delta R \approx 2 \times m/p_T$. W/Z bosons produced in the decays of massive VLQ B quarks typically possess large values of p_T , so that their daughter jets lie relatively close to each other in the detector.

To reconstruct hadronically decaying W/Z candidates, all pairs of jets are considered, and pairs are retained if they have a dijet mass within the range of 60–110 GeV, consistent with the W and Z boson masses. To reduce the combinatorial background in the high jet-multiplicity events considered, the two jets must be close to one another in the detector, separated by $\Delta R < 1.0$. In addition, the transverse momentum of the dijet system must satisfy $p_T(jj) > 120$ GeV. To avoid double counting, any individual jet may only be part of one selected dijet pairing. This condition is fulfilled by considering dijets formed by selecting pairs of individual jets from a list ordered from the highest p_T value to the lowest and removing from further searching both jets of any pair that satisfies the requirements. The number of hadronically decaying intermediate vector boson (W/Z) candidates passing these requirements in a given event is denoted hereafter by N_V and is subsequently used in the analysis.

The measurement of E_T^{miss} [77] is based on the energy deposits in the calorimeter with $|\eta| < 4.9$. The energy deposits associated with reconstructed objects (jets, photons, and electrons) are calibrated accordingly. Energy deposits not associated with a reconstructed object are calibrated according to their energy sharing between the electromagnetic and hadronic calorimeters. The energy associated with reconstructed muons, estimated using the momentum measurement of its reconstructed track, is taken into account in the calculation of E_T^{miss} .

V. EVENT PRESELECTION

The analysis searches for $B\bar{B}$ pair production, with the VLQ B subsequently decaying via the modes $B \rightarrow Wt/Zb/Hb$. The event preselection requires exactly one isolated charged lepton (electron or muon) with high p_T and also a high value of E_T^{miss} . The selected electron or muon is required to have $p_T > 25$ GeV and to pass the isolation and other requirements described in Sec. IV. The preselected data are divided into mutually exclusive electron and muon channels, according to the nature of the identified charged lepton. As exactly one charged lepton candidate is required in each event, this analysis shares no events with analyses of dilepton final states [29].

Additional requirements are applied to reduce the background contribution from multijet events with a jet faking the leptonic signature. Events must satisfy $E_T^{\text{miss}} > 20$ GeV.

In addition, a requirement is made that $E_T^{\text{miss}} + M_T > 60$ GeV, with M_T being the transverse mass of the leptonic W candidate, defined by

$$M_T = \sqrt{2p_T E_T^{\text{miss}}(1 - \cos \Delta\phi)}, \quad (1)$$

where p_T is the transverse momentum of the lepton and $\Delta\phi$ is the azimuthal angle between the lepton and the direction of the missing transverse momentum vector.

Signal $B\bar{B}$ events in the lepton-plus-jets final state should include a large number of high- p_T jets. At least four jets, each with $p_T > 25$ GeV and satisfying all the jet criteria outlined previously, must be present.

The high jet multiplicities involved, and resulting combinatorial background, complicate the task of reconstructing the B mass. Instead, the variable H_T , defined as the scalar sum of E_T^{miss} and of the p_T values of the lepton and of all selected jets, provides an effective measure of the mass scale of the event. Given the large B mass values probed, the event preselection requires $H_T > 300$ GeV.

VI. ANALYSIS STRATEGY

Signal events tend to have high values of jet multiplicity, with at least two b jets and higher values of N_V than background events. In addition, due to the large B mass values probed, B signal events are characterized by having higher-energy jets than typical background events. Two different analysis approaches are explored. The final results are derived using a multivariate analysis technique, based on boosted decision trees (BDTs) [78–80], that combines information from a number of input variables into a single discriminant. A cuts-based approach, where requirements are imposed on individual final-state variables, is used as a cross-check.

A. Definition of signal and control regions

The preselected data sample is divided into a set of mutually exclusive subsamples: the signal region (SR) is used to perform the final search, while five control regions (CRs) are used to validate the background determination. As shown in Table I, the variables used to define the various regions are the total jet multiplicity (N_{jets}), the number of hadronic W/Z candidates (N_V), the number of b -tagged jets (N_{bjets}), and the value of H_T in the event. The control region definitions ensure negligible signal contamination of the control region samples. For example, the predicted contributions from a benchmark signal with a VLQ B mass of 700 GeV are below 0.2% in all control regions.

The SR is defined as those events with at least six jets, at least one of which is tagged as a b jet, and with at least one hadronic W/Z candidate. Signal-region events must also have a high H_T value: for the cuts-based analysis, H_T must exceed 800 GeV, while the BDT analysis requires $H_T > 500$ GeV. The analysis using the BDT discriminant

TABLE I. Definitions of the SRs used in the cuts-based and BDT analyses, in terms of jet multiplicity (N_{jets}), the number of hadronic W/Z candidates (N_V), the number of b -tagged jets (N_{bjets}), and the H_T requirement. The definitions of the various CRs used to validate the background determination are also included. Control regions WCR1 and WCR2 are dominated by $W + \text{jets}$ events, while TCR1, TCR2, and TCR3 are dominated by $t\bar{t}$ events. A dash in the N_V column means that no requirement is applied on that variable. A dash in the H_T column means that no additional H_T selection is made, apart from the $H_T > 300$ GeV requirement applied as part of the event preselection.

Data region	N_{jets}	N_V	N_{bjets}	H_T (GeV)
SR (cuts based)	≥ 6	≥ 1	≥ 1	> 800
SR (BDT)	≥ 6	≥ 1	≥ 1	> 500
WCR1	$= 4, 5$	\dots	$= 0$	\dots
TCR1	$= 4, 5$	\dots	≥ 1	\dots
WCR2	≥ 6	\dots	$= 0$	\dots
TCR2	≥ 6	\dots	≥ 1	< 500
TCR3	≥ 6	$= 0$	≥ 1	\dots

uses a lower H_T threshold since it has greater discriminating power between the signal and background. For both analysis methods, the expected signal contributions are rather small compared to the overall SR sample sizes. As described in Secs. VI B and VI C, additional information is used to provide further separation between signal and background.

The signal selection efficiency in the SR is roughly constant as a function of the mass of the heavy particle being pair produced, decreasing only slightly for higher mass values. Given the selection requirement of exactly one isolated lepton, the efficiency is sensitive to the value of the branching ratio of the heavy quark for the decay to Wt . For the case of a 100% branching ratio, as is true for the $T_{5/3}$ and for the VLQ B in the chiral limit, the efficiency is highest, with values in the range of 16%–19%. For branching ratio values expected for the cases where the VLQ B is an $SU(2)$ singlet or part of an $SU(2)$ doublet [21,23], the efficiencies are lower; the efficiency for an $SU(2)$ singlet VLQ B is approximately 8%, while that for the $SU(2)$ doublet case, for which the branching ratio for the decay to Wt is zero, is less than 2%.

Three control regions, denoted TCR1 through TCR3, are used to validate the modeling and estimation of the $t\bar{t}$ background, which dominates in these control regions as well as in the SR. Two additional control regions, denoted WCR1 and WCR2, are defined to select samples that are dominated by the $W + \text{jets}$ background and are used to validate the prediction of this background source. WCR1 and TCR1 each require either four or five jets and therefore have lower jet multiplicity than in SR events; these control regions differ from each other in that TCR1 requires at least one b -tagged jet, whereas WCR1 requires that none of the jets is b tagged. Background events with higher jet

multiplicity are selected in WCR2 and TCR2, which each require at least six jets, as in the SR. Again, these control regions differ from each other in that TCR2 requires at least one b -tagged jet, whereas WCR2 requires that none of the jets is b tagged. To preserve the orthogonality of TCR2 and the SR, TCR2 has the additional requirement of $H_T < 500$ GeV. No requirement on the number of hadronic W/Z candidates is made on the four control regions TCR1, TCR2, WCR1, and WCR2.

The final background control region is TCR3. As with TCR2, TCR3 requires at least six jets, at least one of which is b tagged. However, instead of requiring $H_T < 500$ GeV, TCR3 maintains orthogonality with the SR by requiring zero hadronic W/Z candidates. Since H_T is found to be an important discriminating variable in the BDT, the relatively low range of H_T values selected in TCR2 eliminates background events that would populate the signal-like region of high BDT values, thereby limiting the ability to validate the performance of the BDT on background events. The TCR3 definition selects background events that are kinematically more similar to signal events, and thereby allows a more sensitive validation of the BDT, while still ensuring negligible signal contamination of the TCR3 sample.

As expected, the $t\bar{t}$ background dominates in the SR, as well as in the three $t\bar{t}$ control regions, namely TCR1 through TCR3, used to validate the modeling of the $t\bar{t}$ background, contributing 80% or more of the total background in these samples. The W + jets background contributes typically 10% or less of the total background in those regions. It dominates the backgrounds in WCR1 and WCR2, contributing 70% and 55% to the total background, respectively. The other backgrounds are in all cases small, and their sum contributes typically about 10% or less of the total background in any of the regions.

B. Multivariate discriminant analysis

Decision trees [78] recursively partition a data sample into multiple regions where signal or background purities are enhanced. Boosting is a method that improves the performance and stability of decision trees and involves the combination of many trees into a single final discriminant [79,80]. After boosting, the final score undergoes a transformation to map the scores on the interval -1 to $+1$, with the most signal-like (background-like) events having BDT scores near $+1$ (-1).

The BDT implementation uses the TMVA tool in ROOT [81]. Initial studies considered a long list of ≈ 50 possible input variables. The list was reduced by choosing variables with a high BDT ranking, which measures their ability to separate signal from background, and removing variables that have a high degree of correlation with a higher-ranked variable. The final BDT uses the following 12 input variables, ordered from highest to lowest according to their rankings in the BDT training:

- (i) H_T , defined previously;
- (ii) $\Delta R(\ell, \text{bjet1})$, the angular separation between the lepton and the leading b -tagged jet;
- (iii) M_T , the transverse mass of the leptonically decaying W boson candidate;
- (iv) $p_T(W_{\text{lep}})$, the p_T value of the leptonically decaying W boson candidate;
- (v) $\text{Min}[\Delta R(\ell, W_{\text{had}})]$, the minimum angular separation between the lepton and a hadronic W/Z candidate;
- (vi) E_{bjet1} , the energy of the leading p_T b -tagged jet;
- (vii) average $\Delta R(j, j)$ for the jets of dijet hadronic W/Z candidates;
- (viii) N_V , the number of hadronic W/Z candidates;
- (ix) N_{jets} , the total jet multiplicity;
- (x) N_{bjets} , the number of b -tagged jets;
- (xi) $p_T(\ell)$, the p_T value of the lepton;
- (xii) E_T^{miss} , the magnitude of the missing transverse momentum.

The signal sample used for training the BDT is made by combining large samples of simulated chiral d_4 decays at four different masses (600, 700, 800, and 900 GeV). The background samples used in the BDT training include $t\bar{t}$ and W + jets; these two background processes together account for over 90% of the total background contribution in the signal region. Both the signal and background samples were divided into separate training and test samples to verify that there was no overtraining of the BDT.

Figure 1 shows unit-area-normalized distributions of the 12 BDT variables, again ordered by their BDT rankings, in the signal region for two VLQ B signal masses (700 and 800 GeV), which are in the vicinity of the expected sensitivity of the analysis, and also for the combined background contributions. Figure 1 shows that each variable has some discriminating power between background and signal. The BDT technique combines these individual discriminants to produce an improved separation between background and signal.

C. Cuts-based analysis

As a cross-check of the BDT analysis results, a cuts-based approach is used. As shown in Table I, the signal region for the cuts-based analysis is almost identical to that of the BDT analysis: in addition to the preselection procedure described in Sec. V, the requirements that $N_{\text{jets}} \geq 6$, $N_V \geq 1$, and $N_{\text{bjets}} \geq 1$ are applied. As mentioned earlier, given the lower sensitivity of the cuts-based approach, a more restrictive requirement is made on H_T , namely $H_T > 800$ GeV, for the cuts-based signal region definition. Given the sizable background, particularly from $t\bar{t}$ events, that passes these requirements, simply comparing the total number of events in the signal region with the number expected from background processes would not be very sensitive. Instead, the cuts-based analysis exploits the fact that signal events tend to have higher values of H_T and

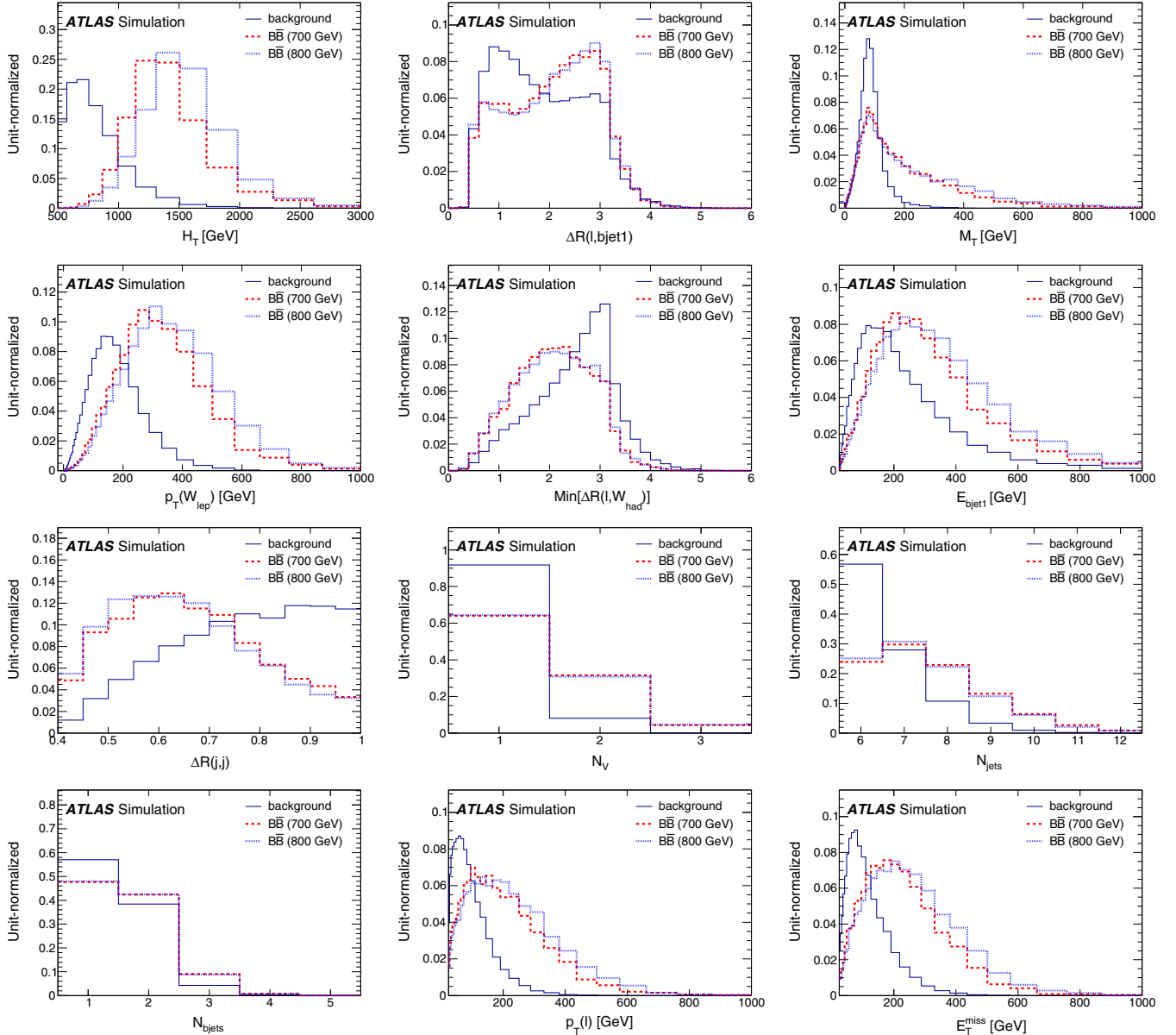


FIG. 1 (color online). Unit-normalized distributions of the 12 variables used in the BDT discriminant. The background contribution ($\bar{t}\bar{t}$ combined with $W + \text{jets}$) is shown with a dark blue solid line, while signal distributions are shown for 700 and 800 GeV VLQ B with $\text{BR}(B \rightarrow Wt) = 100\%$ with red dashed and light blue dotted lines, respectively. The following selection requirements, which define the signal region for the BDT analysis, are applied: $N_{\text{jets}} \geq 6$, $N_{\text{bjets}} \geq 1$, $N_V \geq 1$, and $H_T > 500$ GeV.

N_V than do background events, as shown in Fig. 1. The cuts-based SR data are divided into two exclusive subcategories, one with $N_V = 1$ and the second with $N_V \geq 2$. The H_T spectra in the two subcategories are then used to search for a signal excess over the predicted background.

VII. BACKGROUND DETERMINATION

In this section, the background models used for both the BDT and cuts-based analyses are described.

A. Multijet background

The normalization and shape of the multijet background contribution, with a jet being misidentified as a lepton, are determined directly from data using the so-called matrix method [82]. This method makes use of samples of events that are kinematically similar to the signal but enriched in multijet events: these samples are obtained by relaxing lepton identification criteria such as isolation requirements. The yields and kinematic distributions of the multijet background contribution in the signal region or a given control region can then be derived by applying the

efficiency and false-identification rate of the relaxed selection. The efficiency is estimated from MC samples of prompt lepton sources, and validated against data. The false-identification rate is estimated using data in a multijet-enriched control sample selected by requiring low E_T^{miss} and M_T values.

Multijet events contribute only a small component of the total background in this analysis. Different methods were compared for obtaining the multijet background rate. No significant differences were found, and a conservative $\pm 50\%$ uncertainty on the normalization is used [83].

B. W +jets background

The shape of the expected W +jets background contribution is obtained using MC samples. The overall yield of W +jets events is verified by exploiting the lepton charge asymmetry measured in data [84,85]. The method uses the fact that the production of W bosons at the LHC is charge asymmetric, and the theoretical prediction of the ratio of the numbers of events with different lepton charges has an uncertainty of only a few percent. Charge-symmetric contributions from $t\bar{t}$, Z +jets, and multijet processes cancel in the ratio. Slightly charge-asymmetric contributions from the remaining backgrounds such as single top are estimated using MC simulation. The procedure is performed without any b -tagging requirement and for different lepton flavors and jet multiplicities. The resulting yield is consistent with the MC calculation within systematic uncertainties, and therefore the unscaled MC predictions are used for the total W +jets yield.

To correct for mismodeling of the W boson kinematics in the simulation, the W boson p_T distribution is reweighted in accord with the difference between expected and observed Z p_T spectra [86].

The modeling of the W +jets background is validated using data in control regions WCR1 and WCR2, in which both the signal and $t\bar{t}$ contributions are suppressed by the $N_{\text{bjets}} = 0$ requirement.

C. $t\bar{t}$ background

The $t\bar{t}$ background shape is studied using POWHEG-BOX samples and cross-checked using samples generated with ALPGEN (version 2.14) with up to five additional partons. The simulated $t\bar{t}$ events are reweighted in order to correct for the observation that there are more events with high t or $t\bar{t}$ p_T in MC simulation than in data [87]. The uncertainty in the reweighting is included in the overall systematic uncertainty, with more details available in Ref. [87]. The $t\bar{t}$ background normalization in the plots and tables is taken from the NNLO + NLL prediction as mentioned in Sec. III. For the final results, however, the background normalization is determined from data (see Sec. IX B).

The modeling of the $t\bar{t}$ background is validated using data in control regions TCR1, TCR2, and TCR3. In each

control region, the $t\bar{t}$ reweighting in terms of the t and $t\bar{t}$ p_T spectra improves the agreement in other kinematic variables, especially H_T .

D. Other backgrounds

Other background sources, including electroweak single top production, Z +jets events, $t\bar{t}$ production in association with a W or Z boson (denoted $t\bar{t}+V$), and diboson (WW , WZ , ZZ) production, are modeled using MC simulation. These backgrounds are small, with their sum contributing less than 10% of the total background in the signal region as well as in most of the control regions.

E. Validation of background modeling

The various background-dominated control regions (WCR1, WCR2, TCR1, TCR2, and TCR3, as defined in Table I) are used to validate the background prediction.

The data distributions for each of the 12 variables used in the BDT analysis are well described by the background expectation in each of the five control regions, demonstrating that the variables chosen are well modeled in the MC simulation. For example, Fig. 2 shows the distributions for 9 of the 12 BDT input variables for the data in control region TCR3, which is the most signal-like control region. The other three BDT input variables are all identically zero for this control region, given the requirement in the definition of TCR3 that $N_V = 0$. These three variables are instead shown separately in Fig. 3 for control region TCR2.

In both Figs. 2 and 3, the predicted distributions for the background expectation are shown superimposed on the data. The panel beneath each distribution shows the bin-by-bin ratio of the data to the background expectation. Within the total uncertainties on the background prediction (shown as the shaded bands), the data are in good agreement with the total expected background.

Figure 4 shows the distributions of the BDT discriminant observed in data in each of the five background-dominated control regions. Superimposed are the distributions expected for background. Good agreement is observed between the data distribution and the background expectation in all five control regions, supporting the validity of the background modeling. Additional checks reveal that the pairwise correlations between the BDT input variables, and also the BDT output, all show reasonable agreement between data and the background predictions.

VIII. SYSTEMATIC UNCERTAINTIES

Tables II, III, and IV list the sources of systematic uncertainty considered in this analysis. The different effects change both the size and shape of the signal and background contributions to the discriminant distribution; the tables show the overall effect on the expected numbers in the BDT SR.

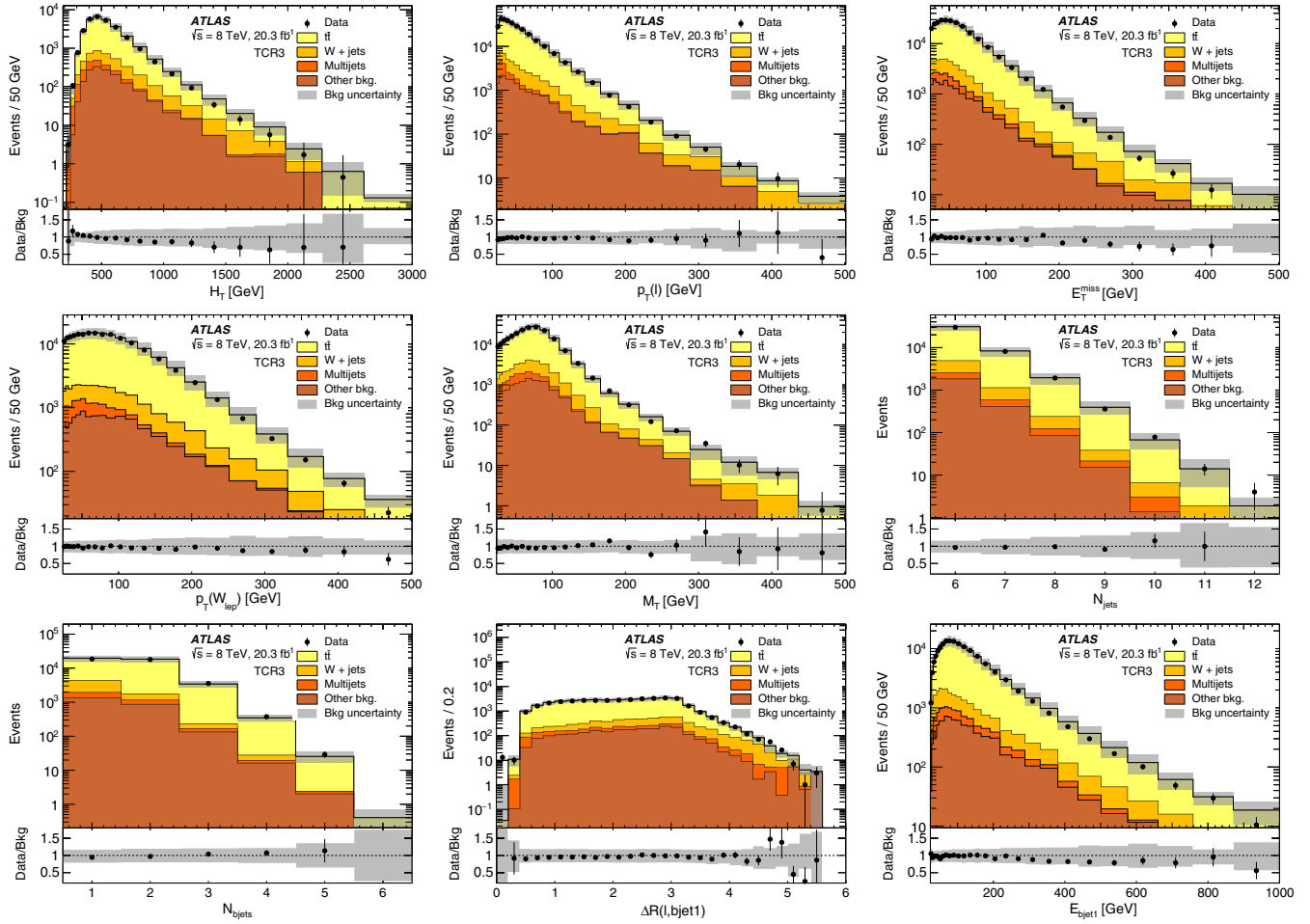


FIG. 2 (color online). Distributions of 9 of the 12 BDT input variables for data and for the background expectation, for control region TCR3. The lower panels show the bin-by-bin ratio of the data to the total background expectation. The data are shown with statistical error bars. The shaded bands show the total uncertainties on the background expectation, including both the statistical and systematic uncertainties.

Table II lists those uncertainties that affect all the samples. The uncertainty on the integrated luminosity, to which all non-data-driven samples are normalized, is 2.8% [88]. The jet energy resolution is measured by studying

dijet events in data and simulation. The simulation is found to agree with data to better than 10% [89]; the difference in resolutions between data and simulation is used to further smear the simulation. The effect of this additional smearing

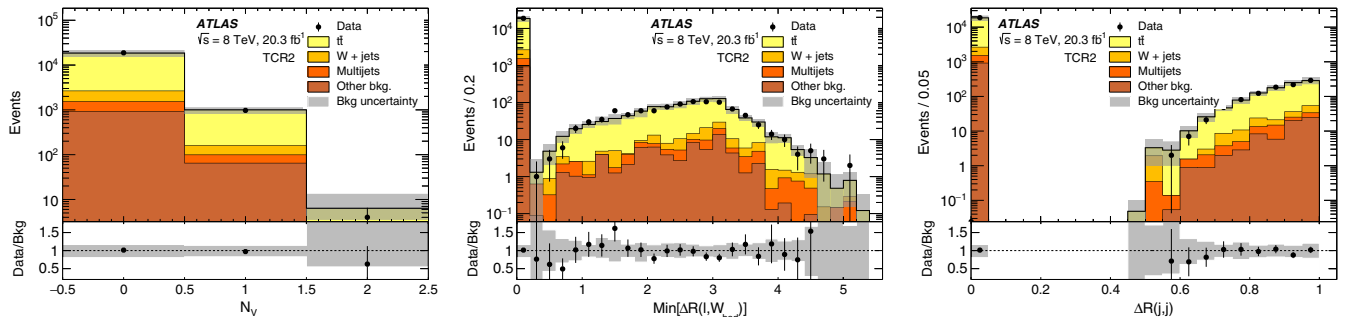


FIG. 3 (color online). Distributions of 3 of the 12 BDT input variables for data and for the background expectation, for control region TCR2. For the two rightmost plots, events with zero reconstructed hadronically decaying W/Z boson candidates are included in the first bin, at zero. The lower panels show the bin-by-bin ratio of the data to the total background expectation. The data are shown with statistical error bars. The shaded bands show the total uncertainties on the background expectation, including both the statistical and systematic uncertainties.

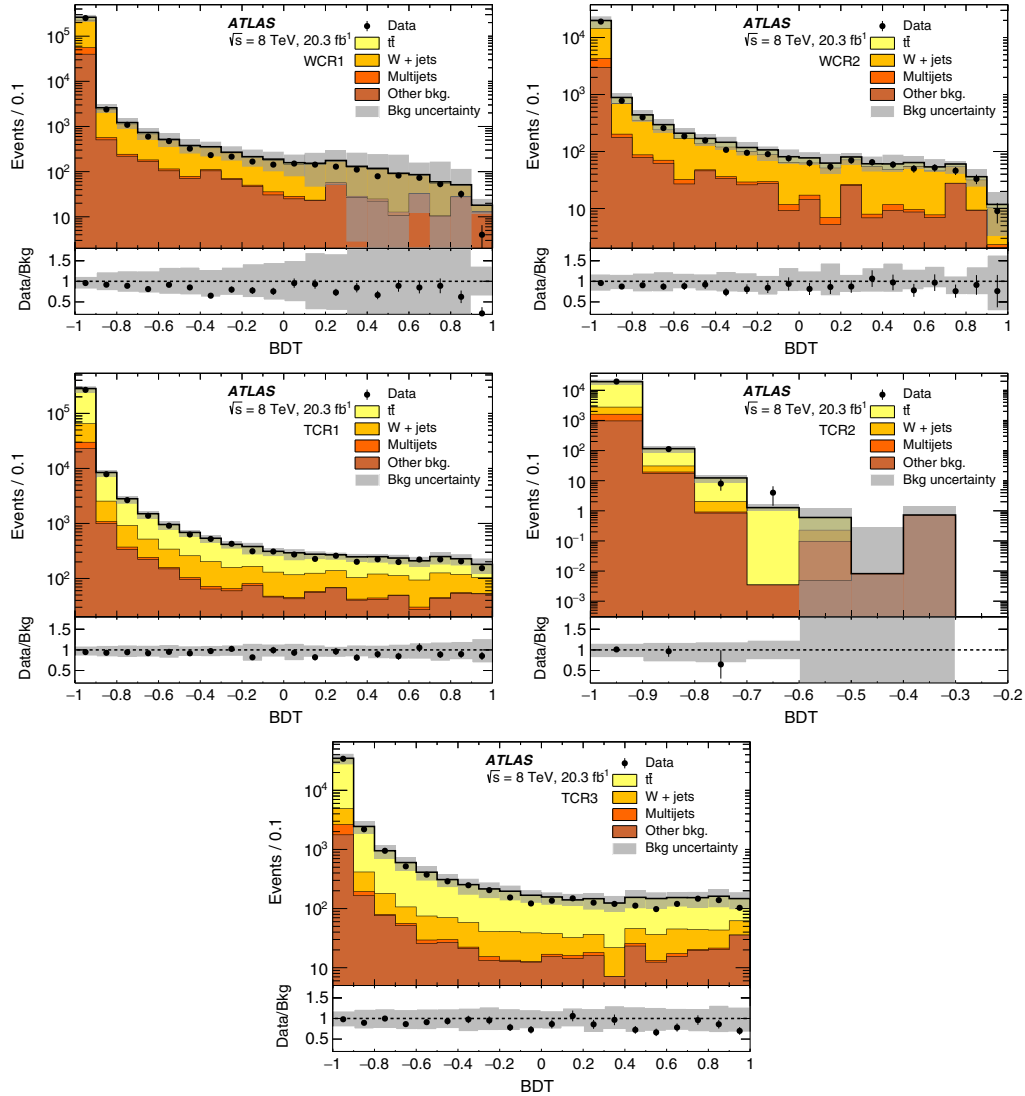


FIG. 4 (color online). Distributions of the BDT discriminant for data and for the background expectation, for the various control regions: WCR1 (top left), WCR2 (top right), TCR1 (middle left), TCR2 (middle right), and TCR3 (bottom). The lower panels show the bin-by-bin ratio of the data to the total background expectation. The data are shown with statistical error bars. The shaded bands show the total uncertainties on the background expectation, including both the statistical and systematic uncertainties.

is taken as a systematic uncertainty. The largest uncertainty arises from the jet energy scale (JES), which is varied in simulation by amounts derived from test beam and Z/γ + jet collision data along with simulation [72,73]. The jet reconstruction efficiency is estimated using track-based jets, and is well described by data, with the effect of small (approximately 0.2%) differences for jets below 30 GeV assessed by discarding randomly selected jets in simulated events. The effect of the JVF requirement is evaluated in data using events with a Z boson produced in association with a single jet. The lepton identification uncertainties include those on the electron energy and muon momentum scale and resolution and trigger efficiencies, evaluated in data using leptonic decays of W and Z bosons [68–70]. The systematic uncertainties on the E_T^{miss} reconstruction include

the uncertainties on the constituent objects, as well as an additional uncertainty on the unclustered energy originating mainly from the pileup modeling. Finally, the tagging efficiency of b jets, as well as of c jets and light-flavor jets, is derived from data and parametrized as a function of jet p_T and η [90,91]. The corresponding efficiencies in simulation are corrected to match those observed in data, and the uncertainties in the calibration are propagated through this analysis.

Table III summarizes systematic uncertainties related to reweighting the POWHEG-BOX $t\bar{t}$ simulation for better agreement with data. As noted in Sec. VII C, the reweighting improves agreement in the control regions TCR1–TCR3, especially in the H_T variable. The largest uncertainties in the measurement of top quark and $t\bar{t}$ p_T are taken as

TABLE II. Relative uncertainty (%) on the expected number of events due to uncertainties in luminosity determination and physics object reconstruction in the BDT signal region defined in Table I. The signal column is for a VLQ B mass of 700 GeV and for $\text{BR}(B \rightarrow Wt) = 1$. The rightmost column indicates the corresponding uncertainty on the total background in each row, taking into account the different background fractions.

Source of uncertainty	Signal	$t\bar{t}$	$W + \text{jets}$	Single top	$Z + \text{jets}$	$t\bar{t} + V$	Diboson	Total background
Integrated luminosity	± 2.8	± 2.8	± 2.8	± 2.8	± 2.8	± 2.8	± 2.8	± 2.8
Jet energy resolution	± 1.0	± 3.0	± 6.0	± 2.0	± 9.0	± 1.0	± 14.0	± 3.3
JES	+2.4 -3.1	+15.5 -13.5	+18.4 -15.0	+18.6 -16.4	+17.9 -19.2	+8.8 -8.7	+17.6 -10.3	+15.6 -13.5
JVF	± 1.0	± 4.0	± 6.0	± 6.0	± 4.0	± 2.0	± 5.0	± 4.2
Lepton identification	+1.2 -1.3	± 1.3	+1.3 -1.9	+1.1 -2.0	+4.1 -8.5	+1.3 -1.4	+2.0 -2.1	+1.2 -1.5
E_T^{miss}	± 1.0	± 2.0	± 2.0	± 1.0	± 8.0	± 0.1	± 7.0	± 2.0
b -tagging efficiency	+6.3 -6.1	± 4.5	± 1.6	+5.0 -4.9	+4.3 -10.3	+4.9 -4.8	± 1.2	+4.1 -4.3

independent contributions to the systematic uncertainty. Of these, the largest contribution arises from the modeling of initial- and final-state radiation. The uncertainty due to PDF choice on the acceptance is estimated by comparing $t\bar{t}$ events generated with the HERAPDF 1.5 NLO PDF set [92] with those using the nominal CT10 PDFs. The uncertainty due to the choice of the parton shower model is estimated by replacing PYTHIA with HERWIG [93] (version 6.520) in the $t\bar{t}$ simulation. For both uncertainties, the comparison samples are corrected to match top-quark p_T and $t\bar{t}$ p_T distributions in data, as done with the nominal simulation. In addition, the

TABLE III. Further relative systematic uncertainties (%) due to $t\bar{t}$ modeling. Included are the relative uncertainties on the yields for $t\bar{t}$ background events, as well as the corresponding uncertainties on the total background prediction.

Source of uncertainty	Uncertainty on $t\bar{t}$ yield (%)	Uncertainty on total background (%)
p_T reweighting	± 14	± 12
PDF acceptance	± 13	± 11
Parton shower model	± 6.4	± 5.4

TABLE IV. Relative yield uncertainties (%) due to normalization.

Source of uncertainty	Uncertainty on background process (%)	Uncertainty on total background (%)
$t\bar{t}$ rate	+5.0 -6.0	+4.2 -5.0
$W + \text{jets}$ rate	± 59	± 4.6
$W + \text{jets}$ shape	± 5.7	± 0.4
$Z + \text{jets}$ rate	± 59	± 0.8
Single-top rate	± 48	± 2.2
$t\bar{t} + V$ rate	± 30	± 0.3
Diboson rate	± 48	± 0.3
Multijet rate	± 50	± 0.7

POWHEG-BOX + PYTHIA sample is compared with a p_T -reweighted ALPGEN (version 2.14) sample, with HERWIG parton showering, to check its behavior at high jet multiplicity, and is found to be consistent within statistical uncertainties.

Further relative uncertainties on the expected numbers of background events are summarized in Table IV. The inclusive $t\bar{t}$ production cross section uncertainty at NNLO + NNLL is taken to be +5%/ -6%. A 4% overall theoretical uncertainty (5% for diboson) is assigned to the production rates of $W + \text{jets}$, $Z + \text{jets}$, single top, and diboson backgrounds, with an additional 24% per jet (estimated from variations in the predicted cross section ratio of $W + n$ -jets to $W + (n - 1)$ -jets production [94,95]) added in quadrature. An additional uncertainty is included for the shape of the $W + \text{jets}$ background contribution, based on variations of the matching scale and the functional form of the factorization scale in ALPGEN. A conservative uncertainty of 30% is assigned to the $t\bar{t} + V$ rate, based upon the NLO results of Ref. [58]. As mentioned previously, a 50% systematic uncertainty is assigned to the normalization of the small multijet background contribution.

IX. RESULTS

With the background model determined, and validated using the various background-dominated control regions, the data in the BDT and cuts-based signal regions are examined and compared with the expected background contributions in order to search for any evidence of a signal-like excess.

A. Signal-region distributions

Table V lists the predicted event yields for the BDT signal region, including both the statistical and systematic uncertainties, for the various background contributions, as well as the total background expectation. The number of events observed in data in the BDT signal region is 12235, which is in good agreement with the total expected background of $12900 \pm 100 \pm 3100$ events. The first row of

TABLE V. Expected signal and background yields for the BDT signal region with $N_{\text{jets}} \geq 6$, $N_{\text{bjets}} \geq 1$, and $H_T > 500$ GeV, with associated statistical and systematic uncertainties. The signal row is for a VLQ B mass of 700 GeV, with a 100% branching ratio to Wt . The last row provides the numbers of events observed in data.

Physics process	Event yield [$\pm(\text{stat}) \pm(\text{syst})$]
700 GeV VLQ B ; $\text{BR}(B \rightarrow Wt) = 1$	$164 \pm 2 \pm 13$
$t\bar{t}$	$10800 \pm 100 \pm 2800$
$W + \text{jets}$	$1020 \pm 30 \pm 630$
Single top	$490 \pm 20 \pm 300$
$Z + \text{jets}$	$180 \pm 30 \pm 120$
$t\bar{t} + V$	$147 \pm 1 \pm 47$
Diboson	$66 \pm 5 \pm 42$
Multijets	$183 \pm 9 \pm 92$
Total background	$12900 \pm 100 \pm 3100$
Observed in data	12235

Table V shows the expected signal yield of $164 \pm 2 \pm 13$ events, for the specific case of a VLQ B with a mass of 700 GeV and a 100% branching ratio to Wt . The signal-to-background ratio is only about 1.3% in this case, supporting the usage of the BDT to obtain additional discrimination power.

Figure 5 shows the distributions of several of the BDT input variables for data in the signal region of the BDT analysis, with $N_{\text{jets}} \geq 6$, $N_{\text{bjets}} \geq 1$, $N_V \geq 1$, and $H_T > 500$ GeV. Within the total uncertainties on the background prediction, shown in the figures as the shaded bands, the data are in good agreement with the total expected background.

The final result of the BDT analysis exploits the increased sensitivity obtained by combining the 12 input variables into the final BDT discriminant. Figure 6 shows the distribution of the BDT discriminant for data in the signal region of the BDT analysis. The data are in good agreement, within the uncertainties, with the total expected background contribution. Given the lack of evidence for a signal-like excess, the BDT distribution is used to set upper limits on VLQ production, as described in Sec. IX C. Figure 6(a) shows the entire range of the BDT discriminant with uniform binning. Figure 6(b) shows the same data in the nonuniform binning optimized for the determination of the final exclusion limits, with the background-dominated region of BDT values from -1 to $+0.95$ combined in a single bin.

The cuts-based analysis is used to cross-check the BDT results. Figure 7 shows the H_T distributions for events in the signal region for the cuts-based analysis, with $N_{\text{jets}} \geq 6$, $N_{\text{bjets}} \geq 1$, $N_V \geq 1$, and $H_T > 800$ GeV. The data after the cuts-based signal selection are divided into two exclusive subsamples in order to improve the sensitivity of the analysis by exploiting the different signal-to-background ratios in the two subsamples. Figure 7(a) shows the H_T

distribution for the subsample of events with $N_V = 1$, while Fig. 7(b) shows the data for events with $N_V \geq 2$. For both subsamples, the data are in good agreement with the background expectation, and there is no evidence for any excess. These two H_T distributions are used to set upper limits on VLQ production using the cuts-based analysis, as described below.

B. Statistical procedure

A binned likelihood test is performed, assuming Poisson statistics for the distributions of the final discriminating variables, to assess the compatibility of the observed data with the background-only and signal-plus-background hypotheses. The test employs a log-likelihood ratio function, $R_{\text{LL}} = -2 \log(L_{\text{s+b}}/L_{\text{b}})$, where $L_{\text{s+b}}$ (L_{b}) is the likelihood to observe the data under the signal-plus-background (background-only) hypothesis. Pseudoexperiments assuming Poisson statistics are generated for the two hypotheses, using the predicted signal and background distributions and including the impact of each systematic uncertainty. The latter are evaluated for their impact on both the normalization and the shape of the final discriminating variable distributions and are varied during the generation of the pseudoexperiments assuming a Gaussian distribution as the prior probability distribution function.

To reduce the impact of the acceptance effects of the $t\bar{t}$ modeling uncertainties, the likelihood is parametrized as a function of an overall $t\bar{t}$ normalization factor. The likelihood is then minimized with respect to this normalization factor. The likelihood minimization thus constrains the absolute number of $t\bar{t}$ events. This constraint comes from the low region of the BDT, which is dominated by $t\bar{t}$ events. The uncertainties on the shape of the $t\bar{t}$ distribution, and therefore on the extrapolation of the number of $t\bar{t}$ events in the low BDT region to the region populated by signal, are not constrained with this method.

The final discriminating variable for the BDT analysis is the distribution of the BDT discriminant, using the binning in Fig. 6(b). For the cuts-based analysis, the two H_T distributions of Fig. 7 are used in a combined fit as the final discriminating variables.

The data are found to be consistent with the background-only hypotheses for both analysis methods, and limits are subsequently derived according to the CL_s prescription [96,97] using the above likelihood-based test statistic. Upper limits at the 95% C.L. are set on the pair production cross sections of both the VLQ B and $T_{5/3}$ scenarios.

C. Limits on VLQ B production

The values of the branching ratios for the various VLQ B decay modes are model dependent. For the case of a $SU(2)$ singlet VLQ B , Fig. 8 shows the observed and expected 95% C.L. limits on the pair-production cross section vs

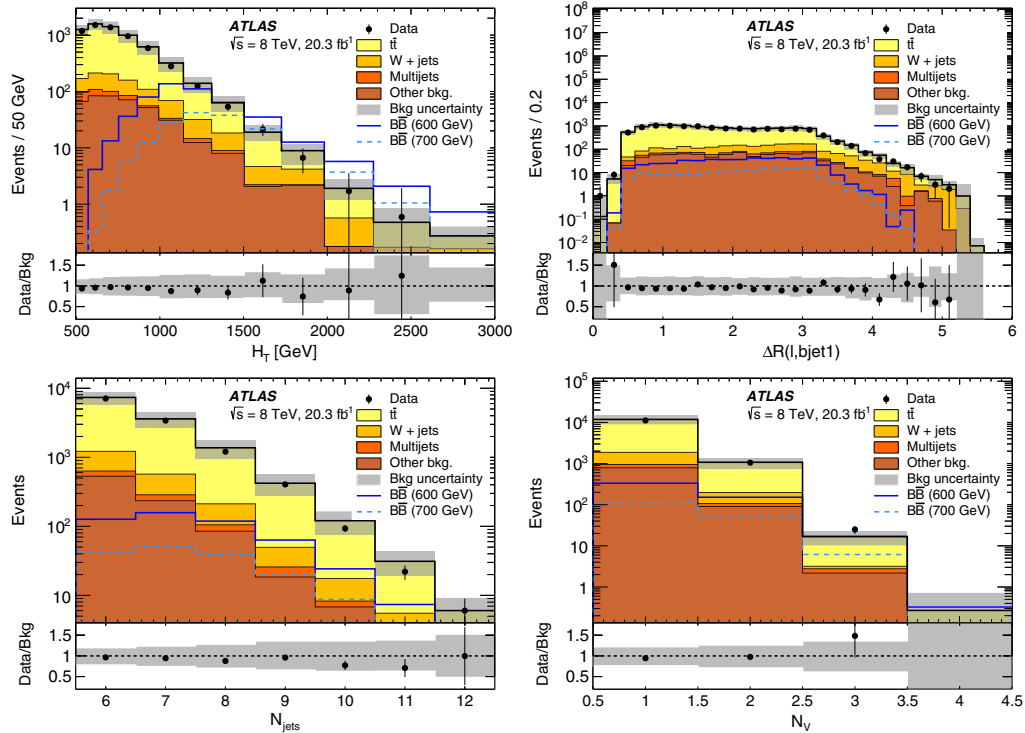


FIG. 5 (color online). Distribution of four BDT input variables for data in the BDT signal region, with $N_{\text{jets}} \geq 6$, $N_{\text{bjets}} \geq 1$, $N_V \geq 1$, and $H_T > 500$ GeV. Superimposed is the expectation for the total background. The variables shown in the upper row are the two variables with the highest sensitivity in the BDT training, namely H_T (left), and $\Delta R(\ell, \text{bjet}1)$, the angular separation between the lepton and the leading b -tagged jet (right). The lower row shows two of the multiplicity-related variables, namely the number of jets (left) and the number of hadronic W/Z candidates (right). Also shown are the expected signal contributions for VLQ B masses of 600 and 700 GeV, assuming $\text{BR}(B \rightarrow Wt) = 1$. The data are shown with statistical error bars, and the shaded band shows the total uncertainty on the background expectation. The lower panels show the bin-by-bin ratio of the data to the background expectation.

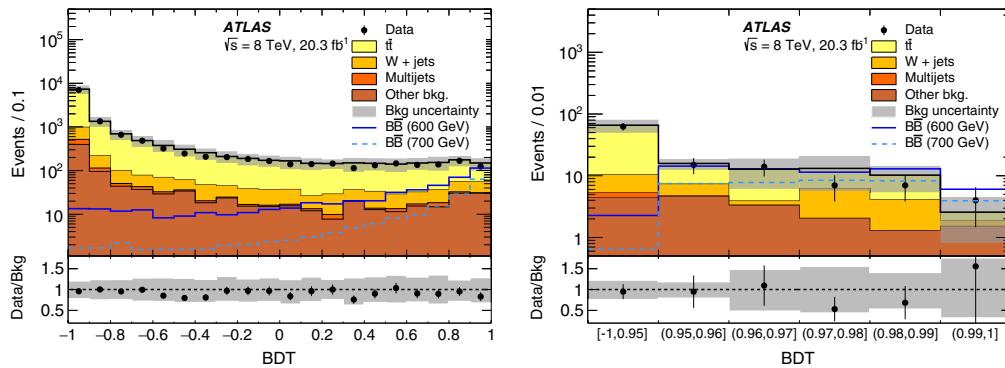


FIG. 6 (color online). Distribution of the BDT discriminant for data in the signal region of the BDT analysis, with $N_{\text{jets}} \geq 6$, $N_{\text{bjets}} \geq 1$, $N_V \geq 1$, and $H_T > 500$ GeV. Superimposed is the expectation for the total background, as well as signal contributions that would be expected for VLQ B masses of 600 and 700 GeV, in both cases for a branching ratio of unity for the decay $B \rightarrow Wt$. The data are shown with statistical error bars, and the shaded band shows the total uncertainty on the background expectation. Uniform binning is used in the left plot, and the right one shows the same data in the nonuniform binning used to determine the final exclusion limits, with the background-dominated region of BDT values from -1 to $+0.95$ combined in a single bin. The lower panels show the bin-by-bin ratio of the data to the background expectation.

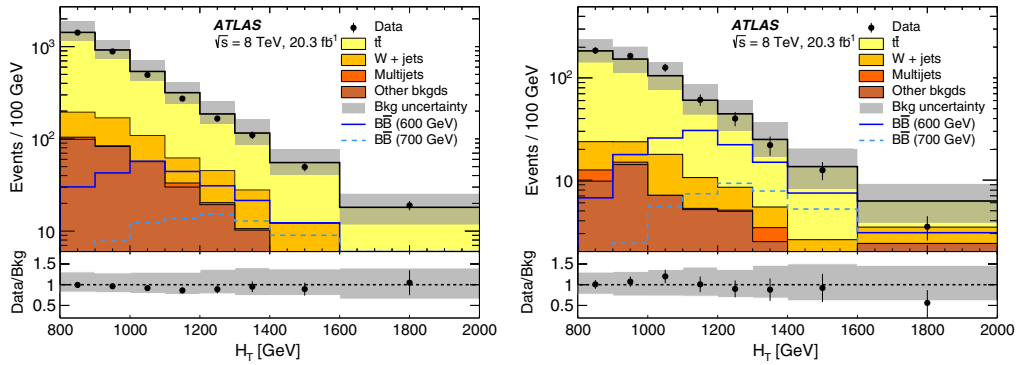


FIG. 7 (color online). H_T distributions for events in the signal region for the cuts-based analysis, with $N_{\text{jets}} \geq 6$, $N_{\text{bjets}} \geq 1$, $N_V \geq 1$, and $H_T > 800$ GeV. The figure shows events with (left) $N_V = 1$ and (right) $N_V \geq 2$. Superimposed is the expectation for the total background, as well as signal contributions that would be expected for VLQ B masses of 600 and 700 GeV, in both cases for a branching ratio of unity for the decay $B \rightarrow Wt$. The data are shown with statistical error bars, and the shaded band shows the total uncertainty on the background expectation. The lower panels show the bin-by-bin ratio of the data to the background expectation.

VLQ B mass, as obtained with the BDT analysis. Also shown are the $\pm 1\sigma$ and $\pm 2\sigma$ uncertainty bands for the expected limit. The observed limit curve is slightly lower than the expected limit curve due to the small deficit of observed events in Fig. 6(b), compared to the background expectation, in the signal-enriched bins of the BDT discriminant near a value of 1.0. Figure 8 shows that the deficit is about -1σ and therefore is not significant. The uncertainty on the theoretical cross section of the signal, from varying the renormalization and factorization scales, as well as the PDF set and the value of α_s , is indicated by the width of the theory band in the figure. Compared with the theoretical prediction of the cross section, the results correspond to an observed (expected) 95% C.L. lower limit on the $SU(2)$ singlet VLQ B mass of 640 GeV (505 GeV).

In addition to lower limits on the VLQ B mass for this benchmark $SU(2)$ singlet scenario, limits are also derived

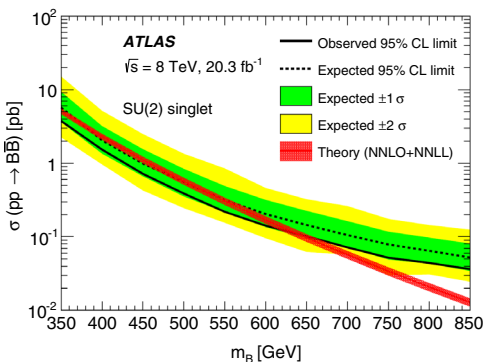


FIG. 8 (color online). Predicted pair production cross section as a function of the VLQ B mass and 95% C.L. observed and expected upper limits for an $SU(2)$ singlet VLQ B , as obtained with the BDT analysis. The uncertainty on the theoretical cross section is indicated by the width of the theory band.

for all sets of VLQ B branching ratios consistent with the three decay modes ($B \rightarrow Wt/Zb/Hb$) summing to unity. Figure 9 shows, for a variety of VLQ B mass values, the observed and expected 95% C.L. exclusions of the BDT analysis. The results are shown in terms of the decay branching ratios, with $\text{BR}(B \rightarrow Hb)$ plotted on the vertical axis and $\text{BR}(B \rightarrow Wt)$ on the horizontal axis. Superimposed on Fig. 9 are two particular benchmark models, the case discussed above where the VLQ B is an $SU(2)$ singlet (shown as a filled circle) and the case where it is part of a (B, Y) $SU(2)$ doublet (shown as a star). The analysis is not sensitive to the $SU(2)$ doublet case, which predicts $\text{BR}(B \rightarrow Wt) = 0$, while the results for the $SU(2)$ singlet case were shown in Fig. 8.

An alternative representation of the same results is shown in Fig. 10, which displays the observed and expected 95% C.L. lower limits on the VLQ B mass in the same plane of branching ratio values. The analysis is most sensitive in the bottom right corner of the plane of branching ratios, where $\text{BR}(B \rightarrow Wt) = 1$. In that case, the observed and expected 95% C.L. lower limits on the VLQ B mass are 810 and 760 GeV, respectively.

The limits extracted using the cuts-based analysis are qualitatively similar to those of the BDT analysis, but less restrictive due to the lower sensitivity of the cuts-based approach. For example, for a VLQ B mass of 600 GeV, the cuts-based analysis is expected to be sensitive down to a value of $\text{BR}(B \rightarrow Wt) \approx 0.8$, while the improved sensitivity of the BDT analysis extends this coverage down to ≈ 0.55 . A similar pattern is seen for the observed limits, which are slightly more restrictive for both analyses than the corresponding expected limits.

D. Limits on $T_{5/3}$ production

The analysis does not attempt to measure the charge of the hadronically decaying W bosons and is therefore also sensitive to pair production of a colored, charge $5/3$ exotic

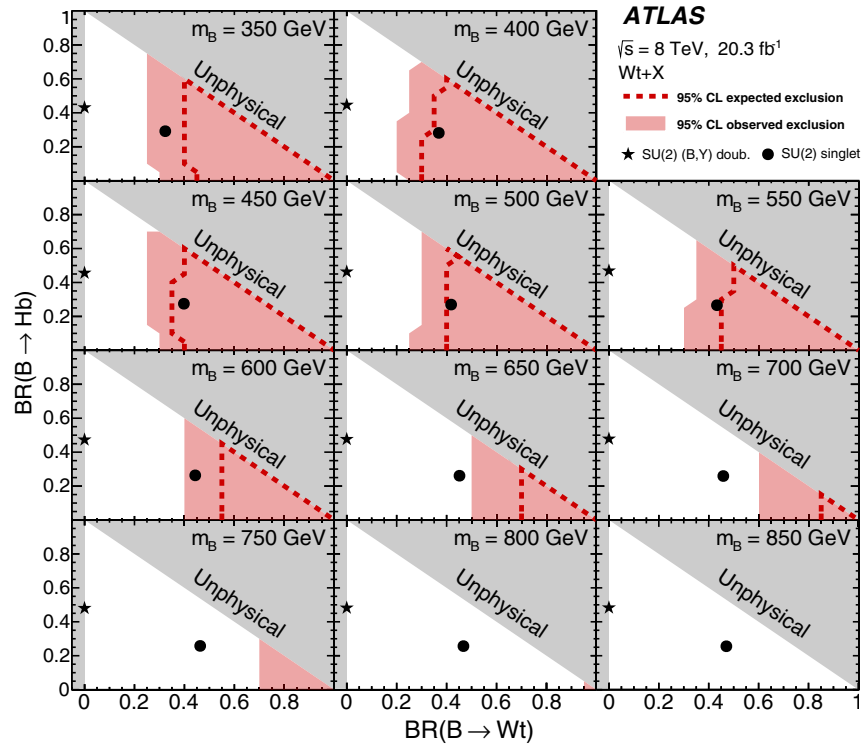


FIG. 9 (color online). For a variety of VLQ B mass values, the expected and observed 95% C.L. exclusion limits of the BDT analysis. The results are shown in terms of the decay branching ratios, with $BR(B \rightarrow Hb)$ plotted on the vertical axis, $BR(B \rightarrow Wt)$ on the horizontal axis, and the branching ratios of the three decay modes considered, namely $B \rightarrow Wt/Hb/Zb$, assumed to sum to unity. Shown with a closed star (circle) are the branching ratio values for the particular case of an $SU(2)$ doublet (singlet) implementation of the VLQ B model.

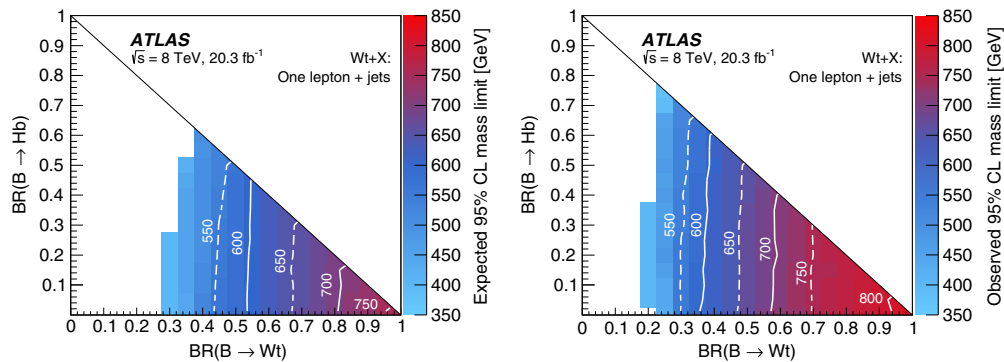


FIG. 10 (color online). Expected (left) and observed (right) 95% C.L. lower limits on the mass of the VLQ B . The results are shown in terms of the decay branching ratios, with $BR(B \rightarrow Hb)$ plotted on the vertical axis, $BR(B \rightarrow Wt)$ on the horizontal axis, and the branching ratios of the three decay modes considered, namely $B \rightarrow Wt/Hb/Zb$, assumed to sum to unity.

fermion, $T_{5/3}$. Assuming the decay into a same-sign W boson and top quark, via $T_{5/3} \rightarrow Wt$, pair production of the $T_{5/3}$ would be kinematically similar to that of the VLQ B in the chiral limit where $BR(B \rightarrow Wt) = 100\%$. Therefore, the BDT analysis, which was trained using chiral heavy-quark signal samples, can be simply applied to the investigation of pair production of the $T_{5/3}$.

Figure 11 shows the results of this study, providing the observed and expected 95% C.L. upper limits on the production cross section for $T_{5/3}$ pair production, as a function of $T_{5/3}$ mass. Compared with the theoretical prediction of the cross section, the results correspond to an observed (expected) 95% C.L. lower limit on the $T_{5/3}$ mass of 840 GeV (780 GeV).

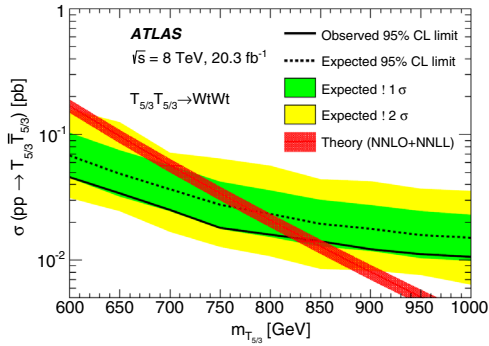


FIG. 11 (color online). Observed and expected 95% C.L. upper limits, obtained with the BDT analysis, on the cross section for $T_{5/3}$ pair production, as a function of $T_{5/3}$ mass. The colored, charge 5/3 exotic fermion is assumed to decay into a same-sign W boson and top quark, via $T_{5/3} \rightarrow Wt$. The uncertainty on the theoretical cross section is indicated by the width of the theory band.

X. CONCLUSIONS

Using the data sample of 20.3 fb^{-1} of 8 TeV pp collisions recorded in 2012 by the ATLAS detector at the LHC, a search has been performed for evidence of pair production of heavy vectorlike quarks. The analysis explores the lepton-plus-jets final state, characterized by events with one isolated charged lepton (electron or muon), significant missing transverse momentum, and multiple jets. One or more jets are required to be tagged as arising from b quarks and that at least one pair of jets is tagged as arising from the hadronic decay of an electroweak boson. The analysis finds no significant excess above the expectations for Standard Model backgrounds. Limits are set on VLQ B production, as a function of its branching ratios, assuming the allowable decay modes are $B \rightarrow Wt/Zb/Hb$. For a branching ratio of 100% for the decay $B \rightarrow Wt$, the observed (expected) 95% C.L. lower limit on the VLQ B mass is 810 GeV (760 GeV). In the specific case where the VLQ B has branching ratios corresponding to those of an $SU(2)$ singlet state, the observed (expected) 95% C.L. lower limit on the VLQ B mass is 640 GeV (505 GeV). The

same analysis also investigates pair production of a colored, charge 5/3 exotic fermion $T_{5/3}$, with subsequent decay $T_{5/3} \rightarrow Wt$, and sets an observed (expected) 95% C.L. lower limit on the $T_{5/3}$ mass of 840 GeV (780 GeV).

ACKNOWLEDGMENTS

We thank CERN for the very successful operation of the LHC, as well as the support staff from our institutions without whom ATLAS could not be operated efficiently. We acknowledge the support of ANPCyT, Argentina; YerPhI, Armenia; ARC, Australia; BMWFW and FWF, Austria; ANAS, Azerbaijan; SSTC, Belarus; CNPq, and FAPESP, Brazil; NSERC, NRC, and CFI, Canada; CERN; CONICYT, Chile; CAS, MOST, and NSFC, China; COLCIENCIAS, Colombia; MSMT CR, MPO CR, and VSC CR, Czech Republic; DNRF, DNSRC, and Lundbeck Foundation, Denmark; EPLANET, ERC, and NSRF, European Union; IN2P3-CNRS, CEA-DSM/IRFU, France; GNSF, Georgia; BMBF, DFG, HGF, MPG, and AvH Foundation, Germany; GSRT and NSRF, Greece; ISF, MINERVA, GIF, I-CORE, and Benoziyo Center, Israel; INFN, Italy; MEXT and JSPS, Japan; CNRST, Morocco; FOM and NWO, Netherlands; BRF and Research Council of Norway, Norway; MNIW and NCN, Poland; GRICES and FCT, Portugal; MNE/IFA, Romania; MES of Russia and ROSATOM, Russian Federation; JINR, Russian Federation; MSTB, Serbia; MSSR, Slovakia; ARRS and MIZŠ, Slovenia; DST/NRF, South Africa; MINECO, Spain; SRC and Wallenberg Foundation, Sweden; SER, SNSF, and Cantons of Bern and Geneva, Switzerland; NSC, Taiwan; TAEK, Turkey; STFC, the Royal Society and Leverhulme Trust, United Kingdom; and DOE and NSF, United States of America. The crucial computing support from all WLCG partners is acknowledged gratefully, in particular from CERN and the ATLAS Tier-1 facilities at TRIUMF (Canada), NDGF (Denmark, Norway, and Sweden), CC-IN2P3 (France), KIT/GridKA (Germany), INFN-CNAF (Italy), NL-T1 (Netherlands), PIC (Spain), ASGC (Taiwan), RAL (UK), and BNL (USA) and in the Tier-2 facilities worldwide.

[1] R. Dermisek, *Phys. Rev. D* **87**, 055008 (2013).
 [2] R. Dermisek, *Phys. Lett. B* **713**, 469 (2012).
 [3] S.P. Martin and J.D. Wells, *Phys. Rev. D* **86**, 035017 (2012).
 [4] S. Fajfer, A. Greljo, J.F. Kamenik, and I. Mustac, *J. High Energy Phys.* **07** (2013) 155.
 [5] B. Holdom, W. Hou, T. Hurth, M. Mangano, and S. Sultansoy, *PMC Phys. A* **3**, 4 (2009).

[6] A. K. Alok, A. Dighe, and D. London, *Phys. Rev. D* **83**, 073008 (2011).
 [7] N. Arkani-Hamed, A. Cohen, E. Katz, and A. Nelson, *J. High Energy Phys.* **07** (2002) 034.
 [8] M. Schmaltz and D. Tucker-Smith, *Annu. Rev. Nucl. Part. Sci.* **55**, 229 (2005).
 [9] D. B. Kaplan, H. Georgi, and S. Dimopoulos, *Phys. Lett. B* **136**, 187 (1984).

- [10] K. Agashe, R. Contino, and A. Pomarol, *Nucl. Phys.* **B719**, 165 (2005).
- [11] R. Contino, L. Da Rold, and A. Pomarol, *Phys. Rev. D* **75**, 055014 (2007).
- [12] M. Gillioz, R. Gröber, A. Kapuvari, and M. Mühlleitner, *J. High Energy Phys.* **03** (2014) 037.
- [13] J. Kang, P. Langacker, and B. D. Nelson, *Phys. Rev. D* **77**, 035003 (2008).
- [14] J. Berger, J. Hubisz, and M. Perelstein, *J. High Energy Phys.* **07** (2012) 016.
- [15] ATLAS Collaboration, *Phys. Lett. B* **716**, 1 (2012).
- [16] CMS Collaboration, *Phys. Lett. B* **716**, 30 (2012).
- [17] M. Buchkremer, J.-M. Gerard, and F. Maltoni, *J. High Energy Phys.* **06** (2012) 135.
- [18] A. Djouadi and A. Lenz, *Phys. Lett. B* **715**, 310 (2012).
- [19] M. S. Chanowitz, *Phys. Rev. D* **88**, 015012 (2013).
- [20] S. Banerjee, M. Frank, and S. K. Rai, *Phys. Rev. D* **89**, 075005 (2014).
- [21] J. Aguilar-Saavedra, *J. High Energy Phys.* **11** (2009) 030.
- [22] M.-L. Xiao and J. -H. Yu, *Phys. Rev. D* **90**, 014007 (2014).
- [23] J. Aguilar-Saavedra and M. Prez-Victoria, *J. Phys. Conf. Ser.* **452**, 012037 (2013).
- [24] J. Aguilar-Saavedra, *Eur. Phys. J. Web Conf.* **60**, 16012 (2013).
- [25] A. Atre, M. Carena, T. Han, and J. Santiago, *Phys. Rev. D* **79**, 054018 (2009).
- [26] A. Atre, G. Azuelos, M. Carena, T. Han, E. Ozcan, J. Santiago, and G. Unel, *J. High Energy Phys.* **08** (2011) 080.
- [27] ATLAS Collaboration, *Phys. Rev. Lett.* **109**, 032001 (2012).
- [28] ATLAS Collaboration, *Phys. Rev. Lett.* **109**, 071801 (2012).
- [29] ATLAS Collaboration, *J. High Energy Phys.* **11** (2014) 104.
- [30] CMS Collaboration, *Phys. Rev. Lett.* **112**, 171801 (2014).
- [31] CMS Collaboration, *J. High Energy Phys.* **01** (2013) 154.
- [32] ATLAS Collaboration, *J. Instrum.* **3**, S08003 (2008).
- [33] J. Aguilar-Saavedra, *Nucl. Phys.* **B804**, 160 (2008).
- [34] T. Sjostrand, S. Mrenna, and P. Z. Skands, *J. High Energy Phys.* **05** (2006) 026.
- [35] ATLAS Collaboration, Report No. ATL-PHYS-PUB-2011-014, <http://cds.cern.ch/record/1400677>.
- [36] A. Martin, W. Stirling, R. Thorne, and G. Watt, *Eur. Phys. J. C* **63**, 189 (2009).
- [37] M. Czakon, P. Fiedler, and A. Mitov, *Phys. Rev. Lett.* **110**, 252004 (2013).
- [38] M. Czakon and A. Mitov, *Comput. Phys. Commun.* **185**, 2930 (2014).
- [39] A. Martin, W. Stirling, R. Thorne, and G. Watt, *Eur. Phys. J. C* **64**, 653 (2009).
- [40] S. Agostinelli *et al.* (GEANT4 Collaboration), *Nucl. Instrum. Methods Phys. Res., Sect. A* **506**, 250 (2003).
- [41] ATLAS Collaboration, *Eur. Phys. J. C* **70**, 823 (2010).
- [42] ATLAS Collaboration, Report No. ATL-PHYS-PUB-2010-013, <http://cds.cern.ch/record/1300517>.
- [43] F. Maltoni and T. Stelzer, *J. High Energy Phys.* **02** (2003) 027.
- [44] ATLAS Collaboration, Report No. ATL-PHYS-PUB-2012-003, <http://cds.cern.ch/record/1474107>.
- [45] J. Pumplin, D. R. Stump, J. Huston, H.-L. Lai, P. Nadolsky, and W.-K. Tung, *J. High Energy Phys.* **07** (2002) 012.
- [46] S. Alioli, P. Nason, C. Oleari, and E. Re, *J. High Energy Phys.* **06** (2010) 043.
- [47] S. Frixione, P. Nason, and G. Ridolfi, *J. High Energy Phys.* **09** (2007) 126.
- [48] H.-L. Lai, M. Guzzi, J. Huston, Z. Li, and P. M. Nadolsky, *Phys. Rev. D* **82**, 074024 (2010).
- [49] P. Z. Skands, *Phys. Rev. D* **82**, 074018 (2010).
- [50] M. Cacciari, M. Czakon, M. Mangano, A. Mitov, and P. Nason, *Phys. Lett. B* **710**, 612 (2012).
- [51] P. Bärnreuther, M. Czakon, and A. Mitov, *Phys. Rev. Lett.* **109**, 132001 (2012).
- [52] M. Czakon and A. Mitov, *J. High Energy Phys.* **12** (2012) 054.
- [53] M. Czakon and A. Mitov, *J. High Energy Phys.* **01** (2013) 080.
- [54] M. Mangano, F. Piccinini, A. D. Polosa, M. Moretti, and R. Pittau, *J. High Energy Phys.* **07** (2003) 001.
- [55] C. Anastasiou, L. J. Dixon, K. Melnikov, and F. Petriello, *Phys. Rev. D* **69**, 094008 (2004).
- [56] R. Gavin, Y. Li, F. Petriello, and S. Quackenbush, *Comput. Phys. Commun.* **182**, 2388 (2011).
- [57] J. M. Campbell and R. K. Ellis, *J. High Energy Phys.* **07** (2012) 052.
- [58] M. Garzelli, A. Kardos, C. Papadopoulos, and Z. Trocsanyi, *J. High Energy Phys.* **11** (2012) 056.
- [59] B. P. Kersevan and E. Richter-Was, *Comput. Phys. Commun.* **184**, 919 (2013).
- [60] B. P. Kersevan and I. Hinchliffe, *J. High Energy Phys.* **09** (2006) 033.
- [61] S. Frixione, E. Laenen, P. Motylinski, and B. R. Webber, *J. High Energy Phys.* **03** (2006) 092.
- [62] N. Kidonakis, *Phys. Rev. D* **83**, 091503 (2011).
- [63] N. Kidonakis, *Phys. Rev. D* **81**, 054028 (2010).
- [64] N. Kidonakis, *Phys. Rev. D* **82**, 054018 (2010).
- [65] J. F. J. Butterworth and M. Seymour, *Z. Phys. C* **72**, 637 (1996).
- [66] T. Gleisberg, S. Höche, F. Krauss, M. Schönherr, and S. Schumann, *J. High Energy Phys.* **02** (2009) 007.
- [67] J. M. Campbell, R. K. Ellis, and C. Williams, *J. High Energy Phys.* **07** (2011) 018.
- [68] ATLAS Collaboration, *Eur. Phys. J. C* **72**, 1909 (2012).
- [69] ATLAS Collaboration, *Eur. Phys. J. C* **74**, 2941 (2014).
- [70] ATLAS Collaboration, *Eur. Phys. J. C* **74**, 3034 (2014).
- [71] M. Cacciari, G. P. Salam, and G. Soyez, *J. High Energy Phys.* **04** (2008) 063.
- [72] ATLAS Collaboration, *Eur. Phys. J. C* **73**, 2304 (2013).
- [73] ATLAS Collaboration, *Eur. Phys. J. C* **75**, 17 (2015).
- [74] ATLAS Collaboration, Report No. ATLAS-CONF-2013-083, <http://cdsweb.cern.ch/record/1570994>.
- [75] ATLAS Collaboration, Report No. ATLAS-CONF-2011-102, <http://cdsweb.cern.ch/record/1369219>.
- [76] ATLAS Collaboration, Report No. ATLAS-CONF-2012-043, <http://cdsweb.cern.ch/record/1435197>.
- [77] ATLAS Collaboration, *Eur. Phys. J. C* **72**, 1844 (2012).
- [78] L. Breiman, J. H. Friedman, R. A. Olshen, and C. J. Stone, *Classification and Regression Trees* (Chapman and Hall, New York, 1984).
- [79] J. H. Friedman, *Computational Statistics and Data Analysis* **38**, 367 (2002).
- [80] Y. Freund and R. E. Schapire, *J. Comput. Syst. Sci.* **55**, 119 (1997).
- [81] P. Speckmayer, A. Höcker, J. Stelzer, and H. Voss, *J. Phys. Conf. Ser.* **219**, 032057 (2010).

- [82] ATLAS Collaboration, Report No. ATLAS-CONF-2014-058, <https://cds.cern.ch/record/1951336>.
- [83] ATLAS Collaboration, *Phys. Rev. D* **90**, 112006 (2014).
- [84] ATLAS Collaboration, *Eur. Phys. J. C* **72**, 2039 (2012).
- [85] ATLAS Collaboration, *Eur. Phys. J. C* **73**, 2261 (2013).
- [86] ATLAS Collaboration, *J. High Energy Phys.* **07** (2013) 032.
- [87] ATLAS Collaboration, [arXiv:1503.05066](https://arxiv.org/abs/1503.05066).
- [88] ATLAS Collaboration, *Eur. Phys. J. C* **73**, 2518 (2013).
- [89] ATLAS Collaboration, *Eur. Phys. J. C* **73**, 2306 (2013).
- [90] ATLAS Collaboration, Report No. ATLAS-CONF-2014-004, <http://cdsweb.cern.ch/record/1664335>.
- [91] ATLAS Collaboration, Report No. ATLAS-CONF-2014-046, <http://cdsweb.cern.ch/record/1741020>.
- [92] A. Cooper-Sarkar *et al.* (ZEUS Collaboration and H1 Collaboration), *Proc. Sci.*, EPS-HEP2011 (2011) 320.
- [93] G. Corcella, I. G. Knowles, G. Marchesini, S. Moretti, K. Odagiri, P. Richardson, M. H. Seymour, and B. R. Webber, *J. High Energy Phys.* **01** (2001) 010.
- [94] C. F. Berger, Z. Bern, L. J. Dixon, F. F. Cordero, D. Forde, T. Gleisberg, H. Ita, D. A. Kosower, and D. Maître, *Phys. Rev. Lett.* **106**, 092001 (2011).
- [95] J. Alwall *et al.*, *Eur. Phys. J. C* **53**, 473 (2008).
- [96] T. Junk, *Nucl. Instrum. Methods Phys. Res., Sect. A* **434**, 435 (1999).
- [97] K. A. Olive *et al.* (Particle Data Group Collaboration), *Chin. Phys. C* **38**, 090001 (2014). See the section on Statistics.

G. Aad,⁸⁵ B. Abbott,¹¹³ J. Abdallah,¹⁵² O. Abdinov,¹¹ R. Aben,¹⁰⁷ M. Abolins,⁹⁰ O. S. AbouZeid,¹⁵⁹ H. Abramowicz,¹⁵⁴ H. Abreu,¹⁵³ R. Abreu,³⁰ Y. Abulaiti,^{147a,147b} B. S. Acharya,^{165a,165b,b} L. Adamczyk,^{38a} D. L. Adams,²⁵ J. Adelman,¹⁰⁸ S. Adomeit,¹⁰⁰ T. Adye,¹³¹ A. A. Affolder,⁷⁴ T. Agatonovic-Jovin,¹³ J. A. Aguilar-Saavedra,^{126a,126f} M. Agustoni,¹⁷ S. P. Ahlen,²² F. Ahmadov,^{65,c} G. Aielli,^{134a,134b} H. Akerstedt,^{147a,147b} T. P. A. Åkesson,⁸¹ G. Akimoto,¹⁵⁶ A. V. Akimov,⁹⁶ G. L. Alberghi,^{20a,20b} J. Albert,¹⁷⁰ S. Albrand,⁵⁵ M. J. Alconada Verzini,⁷¹ M. Aleksa,³⁰ I. N. Aleksandrov,⁶⁵ C. Alexa,^{26a} G. Alexander,¹⁵⁴ T. Alexopoulos,¹⁰ M. Alhroob,¹¹³ G. Alimonti,^{91a} L. Alio,⁸⁵ J. Alison,³¹ S. P. Alkire,³⁵ B. M. M. Allbrooke,¹⁸ P. P. Allport,⁷⁴ A. Aloisio,^{104a,104b} A. Alonso,³⁶ F. Alonso,⁷¹ C. Alpigiani,⁷⁶ A. Altheimer,³⁵ B. Alvarez Gonzalez,⁹⁰ D. Álvarez Piqueras,¹⁶⁸ M. G. Alviggi,^{104a,104b} K. Amako,⁶⁶ Y. Amaral Coutinho,^{24a} C. Amelung,²³ D. Amidei,⁸⁹ S. P. Amor Dos Santos,^{126a,126c} A. Amorim,^{126a,126b} S. Amoroso,⁴⁸ N. Amram,¹⁵⁴ G. Amundsen,²³ C. Anastopoulos,¹⁴⁰ L. S. Ancu,⁴⁹ N. Andari,³⁰ T. Andeen,³⁵ C. F. Anders,^{58b} G. Anders,³⁰ K. J. Anderson,³¹ A. Andreazza,^{91a,91b} V. Andrei,^{58a} S. Angelidakis,⁹ I. Angelozzi,¹⁰⁷ P. Anger,⁴⁴ A. Angerami,³⁵ F. Anghinolfi,³⁰ A. V. Anisenkov,^{109,d} N. Anjos,¹² A. Annovi,^{124a,124b} M. Antonelli,⁴⁷ A. Antonov,⁹⁸ J. Antos,^{145b} F. Anulli,^{133a} M. Aoki,⁶⁶ L. Aperio Bella,¹⁸ G. Arabidze,⁹⁰ Y. Arai,⁶⁶ J. P. Araque,^{126a} A. T. H. Arce,⁴⁵ F. A. Arduh,⁷¹ J-F. Arguin,⁹⁵ S. Argyropoulos,⁴² M. Arik,^{19a} A. J. Armbruster,³⁰ O. Arnaez,³⁰ V. Arnal,⁸² H. Arnold,⁴⁸ M. Arratia,²⁸ O. Arslan,²¹ A. Artamonov,⁹⁷ G. Artoni,²³ S. Asai,¹⁵⁶ N. Asbah,⁴² A. Ashkenazi,¹⁵⁴ B. Åsman,^{147a,147b} L. Asquith,¹⁵⁰ K. Assamagan,²⁵ R. Astalos,^{145a} M. Atkinson,¹⁶⁶ N. B. Atlay,¹⁴² B. Auerbach,⁶ K. Augsten,¹²⁸ M. Aurousseau,^{146b} G. Avolio,³⁰ B. Axen,¹⁵ M. K. Ayoub,¹¹⁷ G. Azeleos,^{95,e} M. A. Baak,³⁰ A. E. Baas,^{58a} C. Bacci,^{135a,135b} H. Bachacou,¹³⁷ K. Bachas,¹⁵⁵ M. Backes,³⁰ M. Backhaus,³⁰ E. Badescu,^{26a} P. Bagiacchi,^{133a,133b} P. Bagnaia,^{133a,133b} Y. Bai,^{33a} T. Bain,³⁵ J. T. Baines,¹³¹ O. K. Baker,¹⁷⁷ P. Balek,¹²⁹ T. Balestri,¹⁴⁹ F. Balli,⁸⁴ E. Banas,³⁹ Sw. Banerjee,¹⁷⁴ A. A. E. Bannoura,¹⁷⁶ H. S. Bansil,¹⁸ L. Barak,³⁰ S. P. Baranov,⁹⁶ E. L. Barberio,⁸⁸ D. Barberis,^{50a,50b} M. Barbero,⁸⁵ T. Barillari,¹⁰¹ M. Barisonzi,^{165a,165b} T. Barklow,¹⁴⁴ N. Barlow,²⁸ S. L. Barnes,⁸⁴ B. M. Barnett,¹³¹ R. M. Barnett,¹⁵ Z. Barnovska,⁵ A. Baroncelli,^{135a} G. Barone,⁴⁹ A. J. Barr,¹²⁰ F. Barreiro,⁸² J. Barreiro Guimarães da Costa,⁵⁷ R. Bartoldus,¹⁴⁴ A. E. Barton,⁷² P. Bartos,^{145a} A. Bassalat,¹¹⁷ A. Basye,¹⁶⁶ R. L. Bates,⁵³ S. J. Batista,¹⁵⁹ J. R. Batley,²⁸ M. Battaglia,¹³⁸ M. Bause,^{133a,133b} F. Bauer,¹³⁷ H. S. Bawa,^{144,f} J. B. Beacham,¹¹¹ M. D. Beattie,⁷² T. Beau,⁸⁰ P. H. Beauchemin,¹⁶² R. Beccherle,^{124a,124b} P. Bechtle,²¹ H. P. Beck,^{17,g} K. Becker,¹²⁰ M. Becker,⁸³ S. Becker,¹⁰⁰ M. Beckingham,¹⁷¹ C. Becot,¹¹⁷ A. J. Beddall,^{19c} A. Beddall,^{19c} V. A. Bednyakov,⁶⁵ C. P. Bee,¹⁴⁹ L. J. Beamster,¹⁰⁷ T. A. Beermann,¹⁷⁶ M. Begel,²⁵ J. K. Behr,¹²⁰ C. Belanger-Champagne,⁸⁷ P. J. Bell,⁴⁹ W. H. Bell,⁴⁹ G. Bella,¹⁵⁴ L. Bellagamba,^{20a} A. Bellerive,²⁹ M. Bellomo,⁸⁶ K. Belotskiy,⁹⁸ O. Beltramello,³⁰ O. Benary,¹⁵⁴ D. Benchechroun,^{136a} M. Bender,¹⁰⁰ K. Bendtz,^{147a,147b} N. Benekos,¹⁰ Y. Benhammou,¹⁵⁴ E. Benhar Noccioli,⁴⁹ J. A. Benitez Garcia,^{160b} D. P. Benjamin,⁴⁵ J. R. Bensinger,²³ S. Bentvelsen,¹⁰⁷ L. Beresford,¹²⁰ M. Beretta,⁴⁷ D. Berge,¹⁰⁷ E. Bergeaas Kuutmann,¹⁶⁷ N. Berger,⁵ F. Berghaus,¹⁷⁰ J. Beringer,¹⁵ C. Bernard,²² N. R. Bernard,⁸⁶ C. Bernius,¹¹⁰ F. U. Bernlochner,²¹ T. Berry,⁷⁷ P. Berta,¹²⁹ C. Bertella,⁸³ G. Bertoli,^{147a,147b} F. Bertolucci,^{124a,124b} C. Bertsche,¹¹³ D. Bertsche,¹¹³ M. I. Besana,^{91a} G. J. Besjes,¹⁰⁶ O. Bessidskaia Bylund,^{147a,147b} M. Bessner,⁴² N. Besson,¹³⁷ C. Betancourt,⁴⁸ S. Bethke,¹⁰¹ A. J. Bevan,⁷⁶ W. Bhimji,⁴⁶ R. M. Bianchi,¹²⁵ L. Bianchini,²³ M. Bianco,³⁰ O. Biebel,¹⁰⁰ S. P. Bieniek,⁷⁸ M. Biglietti,^{135a} J. Bilbao De Mendizabal,⁴⁹ H. Bilokon,⁴⁷ M. Bindi,⁵⁴ S. Binet,¹¹⁷ A. Bingul,^{19c} C. Bini,^{133a,133b} C. W. Black,¹⁵¹ J. E. Black,¹⁴⁴ K. M. Black,²² D. Blackburn,¹³⁹ R. E. Blair,⁶ J.-B. Blanchard,¹³⁷ J. E. Blanco,⁷⁷ T. Blazek,^{145a}

I. Bloch,⁴² C. Blocker,²³ W. Blum,^{83,a} U. Blumenschein,⁵⁴ G. J. Bobbink,¹⁰⁷ V. S. Bobrovnikov,^{109,d} S. S. Bocchetta,⁸¹
A. Bocci,⁴⁵ C. Bock,¹⁰⁰ M. Boehler,⁴⁸ J. A. Bogaerts,³⁰ A. G. Bogdanchikov,¹⁰⁹ C. Bohm,^{147a} V. Boisvert,⁷⁷ T. Bold,^{38a}
V. Boldea,^{26a} A. S. Boldyrev,⁹⁹ M. Bomben,⁸⁰ M. Bona,⁷⁶ M. Boonekamp,¹³⁷ A. Borisov,¹³⁰ G. Borissoy,⁷² S. Borroni,⁴²
J. Bortfeldt,¹⁰⁰ V. Bortolotto,^{60a,60b,60c} K. Bos,¹⁰⁷ D. Boscherini,^{20a} M. Bosman,¹² J. Boudreau,¹²⁵ J. Bouffard,²
E. V. Bouhova-Thacker,⁷² D. Boumediene,³⁴ C. Bourdarios,¹¹⁷ N. Bousson,¹¹⁴ A. Boveia,³⁰ J. Boyd,³⁰ I. R. Boyko,⁶⁵
I. Bozic,¹³ J. Bracinik,¹⁸ A. Brandt,⁸ G. Brandt,¹⁵ O. Brandt,^{58a} U. Bratzler,¹⁵⁷ B. Brau,⁸⁶ J. E. Brau,¹¹⁶ H. M. Braun,^{176,a}
S. F. Brazzale,^{165a,165c} K. Brendlinger,¹²² A. J. Brennan,⁸⁸ L. Brenner,¹⁰⁷ R. Brenner,¹⁶⁷ S. Bressler,¹⁷³ K. Bristow,^{146c}
T. M. Bristow,⁴⁶ D. Britton,⁵³ D. Britzger,⁴² F. M. Brochu,²⁸ I. Brock,²¹ R. Brock,⁹⁰ J. Bronner,¹⁰¹ G. Brooijmans,³⁵
T. Brooks,⁷⁷ W. K. Brooks,^{32b} J. Brosamer,¹⁵ E. Brost,¹¹⁶ J. Brown,⁵⁵ P. A. Bruckman de Renstrom,³⁹ D. Bruncko,^{145b}
R. Bruneliere,⁴⁸ A. Bruni,^{20a} G. Bruni,^{20a} M. Bruschi,^{20a} L. Bryngemark,⁸¹ T. Buanes,¹⁴ Q. Buat,¹⁴³ P. Buchholz,¹⁴²
A. G. Buckley,⁵³ S. I. Buda,^{26a} I. A. Budagov,⁶⁵ F. Buehrer,⁴⁸ L. Bugge,¹¹⁹ M. K. Bugge,¹¹⁹ O. Bulekov,⁹⁸ H. Burckhart,³⁰
S. Burdin,⁷⁴ B. Burghgrave,¹⁰⁸ S. Burke,¹³¹ I. Burmeister,⁴³ E. Busato,³⁴ D. Büscher,⁴⁸ V. Büscher,⁸³ P. Bussey,⁵³
C. P. Buszello,¹⁶⁷ J. M. Butler,²² A. I. Butt,³ C. M. Buttar,⁵³ J. M. Butterworth,⁷⁸ P. Butti,¹⁰⁷ W. Buttinger,²⁵ A. Buzatu,⁵³
R. Buzykaev,^{109,d} S. Cabrera Urbán,¹⁶⁸ D. Caforio,¹²⁸ O. Cakir,^{4a} P. Calafiura,¹⁵ A. Calandri,¹³⁷ G. Calderini,⁸⁰
P. Calfayan,¹⁰⁰ L. P. Caloba,^{24a} D. Calvet,³⁴ S. Calvet,³⁴ R. Camacho Toro,⁴⁹ S. Camarda,⁴² D. Cameron,¹¹⁹
L. M. Caminada,¹⁵ R. Caminal Armadans,¹² S. Campana,³⁰ M. Campanelli,⁷⁸ A. Campoverde,¹⁴⁹ V. Canale,^{104a,104b}
A. Canepa,^{160a} M. Cano Bret,⁷⁶ J. Cantero,⁸² R. Cantrill,^{126a} T. Cao,⁴⁰ M. D. M. Capeans Garrido,³⁰ I. Caprini,^{26a}
M. Caprini,^{26a} M. Capua,^{37a,37b} R. Caputo,⁸³ R. Cardarelli,^{134a} T. Carli,³⁰ G. Carlino,^{104a} L. Carminati,^{91a,91b} S. Caron,¹⁰⁶
E. Carquin,^{32a} G. D. Carrillo-Montoya,⁸ J. R. Carter,²⁸ J. Carvalho,^{126a,126c} D. Casadei,⁷⁸ M. P. Casado,¹² M. Casolino,¹²
E. Castaneda-Miranda,^{146b} A. Castelli,¹⁰⁷ V. Castillo Gimenez,¹⁶⁸ N. F. Castro,^{126a,h} P. Catastini,⁵⁷ A. Catinaccio,³⁰
J. R. Catmore,¹¹⁹ A. Cattai,³⁰ J. Caudron,⁸³ V. Cavaliere,¹⁶⁶ D. Cavalli,^{91a} M. Cavalli-Sforza,¹² V. Cavalinni,^{124a,124b}
F. Ceradini,^{135a,135b} B. C. Cerio,⁴⁵ K. Cerny,¹²⁹ A. S. Cerqueira,^{24b} A. Cerri,¹⁵⁰ L. Cerrito,⁷⁶ F. Cerutti,¹⁵ M. Cerv,³⁰
A. Cervelli,¹⁷ S. A. Cetin,^{19b} A. Chafaq,^{136a} D. Chakraborty,¹⁰⁸ I. Chalupkova,¹²⁹ P. Chang,¹⁶⁶ B. Chapleau,⁸⁷
J. D. Chapman,²⁸ D. G. Charlton,¹⁸ C. C. Chau,¹⁵⁹ C. A. Chavez Barajas,¹⁵⁰ S. Cheatham,¹⁵³ A. Chegwiddden,⁹⁰
S. Chekanov,⁶ S. V. Chekulaev,^{160a} G. A. Chelkov,^{65,i} M. A. Chelstowska,⁸⁹ C. Chen,⁶⁴ H. Chen,²⁵ K. Chen,¹⁴⁹ L. Chen,^{33d,j}
S. Chen,^{33c} X. Chen,^{33f} Y. Chen,⁶⁷ H. C. Cheng,⁸⁹ Y. Cheng,³¹ A. Cheplakov,⁶⁵ E. Cheremushkina,¹³⁰
R. Cherkaoui El Moursli,^{136e} V. Chernyatin,^{25a} E. Cheu,⁷ L. Chevalier,¹³⁷ V. Chiarella,⁴⁷ J. T. Childers,⁶ G. Chiodini,^{73a}
A. S. Chisholm,¹⁸ R. T. Chislett,⁷⁸ A. Chitan,^{26a} M. V. Chizhov,⁶⁵ K. Choi,⁶¹ S. Chouridou,⁹ B. K. B. Chow,¹⁰⁰
V. Christodoulou,⁷⁸ D. Chromek-Burckhart,³⁰ M. L. Chu,¹⁵² J. Chudoba,¹²⁷ A. J. Chuinard,⁸⁷ J. J. Chwastowski,³⁹
L. Chytka,¹¹⁵ G. Ciapetti,^{133a,133b} A. K. Ciftci,^{4a} D. Cinca,⁵³ V. Cindro,⁷⁵ I. A. Cioara,²¹ A. Ciochio,¹⁵ Z. H. Citron,¹⁷³
M. Ciubancan,^{26a} A. Clark,⁴⁹ B. L. Clark,⁵⁷ P. J. Clark,⁴⁶ R. N. Clarke,¹⁵ W. Cleland,¹²⁵ C. Clement,^{147a,147b} Y. Coadou,⁸⁵
M. Cobal,^{165a,165c} A. Coccaro,¹³⁹ J. Cochran,⁶⁴ L. Coffey,²³ J. G. Cogan,¹⁴⁴ B. Cole,³⁵ S. Cole,¹⁰⁸ A. P. Colijn,¹⁰⁷ J. Collot,⁵⁵
T. Colombo,^{58c} G. Compostella,¹⁰¹ P. Conde Muiño,^{126a,126b} E. Coniavitis,⁴⁸ S. H. Connell,^{146b} I. A. Connelly,⁷⁷
S. M. Consonni,^{91a,91b} V. Consorti,⁴⁸ S. Constantinescu,^{26a} C. Conta,^{121a,121b} G. Conti,³⁰ F. Conventi,^{104a,k} M. Cooke,¹⁵
B. D. Cooper,⁷⁸ A. M. Cooper-Sarkar,¹²⁰ K. Copic,¹⁵ T. Cornelissen,¹⁷⁶ M. Corradi,^{20a} F. Corriveau,^{87,l} A. Corso-Radu,¹⁶⁴
A. Cortes-Gonzalez,¹² G. Cortiana,¹⁰¹ G. Costa,^{91a} M. J. Costa,¹⁶⁸ D. Costanzo,¹⁴⁰ D. Côté,⁸ G. Cottin,²⁸ G. Cowan,⁷⁷
B. E. Cox,⁸⁴ K. Cranmer,¹¹⁰ G. Cree,²⁹ S. Crépe-Renaudin,⁵⁵ F. Crescioli,⁸⁰ W. A. Cribbs,^{147a,147b} M. Crispin Ortuzar,¹²⁰
M. Cristinziani,²¹ V. Croft,¹⁰⁶ G. Crosetti,^{37a,37b} T. Cuhadar Donszelmann,¹⁴⁰ J. Cummings,¹⁷⁷ M. Curatolo,⁴⁷ C. Cuthbert,¹⁵¹
H. Czirr,¹⁴² P. Czodrowski,³ S. D'Auria,⁵³ M. D'Onofrio,⁷⁴ M. J. Da Cunha Sargedas De Sousa,^{126a,126b} C. Da Via,⁸⁴
W. Dabrowski,^{38a} A. Dafinca,¹²⁰ T. Dai,⁸⁹ O. Dale,¹⁴ F. Dallaire,⁹⁵ C. Dallapiccola,⁸⁶ M. Dam,³⁶ J. R. Dandoy,³¹
A. C. Daniells,¹⁸ M. Danninger,¹⁶⁹ M. Dano Hoffmann,¹³⁷ V. Dao,⁴⁸ G. Darbo,^{50a} S. Darmora,⁸ J. Dassoulas,³
A. Dattagupta,⁶¹ W. Davey,²¹ C. David,¹⁷⁰ T. Davidek,¹²⁹ E. Davies,^{120,m} M. Davies,¹⁵⁴ P. Davison,⁷⁸ Y. Davygora,^{58a}
E. Dawe,⁸⁸ I. Dawson,¹⁴⁰ R. K. Daya-Ishmukhametova,⁸⁶ K. De,⁸ R. de Asmundis,^{104a} S. De Castro,^{20a,20b} S. De Cecco,⁸⁰
N. De Groot,¹⁰⁶ P. de Jong,¹⁰⁷ H. De la Torre,⁸² F. De Lorenzi,⁶⁴ L. De Nooij,¹⁰⁷ D. De Pedis,^{133a} A. De Salvo,^{133a}
U. De Sanctis,¹⁵⁰ A. De Santo,¹⁵⁰ J. B. De Vivie De Regie,¹¹⁷ W. J. Dearnaley,⁷² R. Debbe,²⁵ C. Debenedetti,¹³⁸
D. V. Dedovich,⁶⁵ I. Deigaard,¹⁰⁷ J. Del Peso,⁸² T. Del Prete,^{124a,124b} D. Delgove,¹¹⁷ F. Deliot,¹³⁷ C. M. Delitzsch,⁴⁹
M. Deliyergiyev,⁷⁵ A. Dell'Acqua,³⁰ L. Dell'Asta,²² M. Dell'Orso,^{124a,124b} M. Della Pietra,^{104a,k} D. della Volpe,⁴⁹
M. Delmastro,⁵ P. A. Delsart,⁵⁵ C. Deluca,¹⁰⁷ D. A. DeMarco,¹⁵⁹ S. Demers,¹⁷⁷ M. Demichev,⁶⁵ A. Demilly,⁸⁰
S. P. Denisov,¹³⁰ D. Derendarz,³⁹ J. E. Derkaoui,^{136d} F. Derue,⁸⁰ P. Dervan,⁷⁴ K. Desch,²¹ C. Deterre,⁴² P. O. Deviveiros,³⁰

A. Dewhurst,¹³¹ S. Dhaliwal,¹⁰⁷ A. Di Ciaccio,^{134a,134b} L. Di Ciaccio,⁵ A. Di Domenico,^{133a,133b} C. Di Donato,^{104a,104b}
A. Di Girolamo,³⁰ B. Di Girolamo,³⁰ A. Di Mattia,¹⁵³ B. Di Micco,^{135a,135b} R. Di Nardo,⁴⁷ A. Di Simone,⁴⁸ R. Di Sipio,¹⁵⁹
D. Di Valentino,²⁹ C. Diaconu,⁸⁵ M. Diamond,¹⁵⁹ F. A. Dias,⁴⁶ M. A. Diaz,^{32a} E. B. Diehl,⁸⁹ J. Dietrich,¹⁶ S. Diglio,⁸⁵
A. Dimitrievska,¹³ J. Dingfelder,²¹ F. Dittus,³⁰ F. Djama,⁸⁵ T. Djobava,^{51b} J. I. Djuvslund,^{58a} M. A. B. do Vale,^{24c} D. Dobos,³⁰
M. Dobre,^{26a} C. Doglioni,⁴⁹ T. Dohmae,¹⁵⁶ J. Dolejsi,¹²⁹ Z. Dolezal,¹²⁹ B. A. Dolgoshein,^{98a} M. Donadelli,^{24d}
S. Donati,^{124a,124b} P. Dondero,^{121a,121b} J. Donini,³⁴ J. Dopke,¹³¹ A. Doria,^{104a} M. T. Dova,⁷¹ A. T. Doyle,⁵³ E. Drechsler,⁵⁴
M. Dris,¹⁰ E. Dubreuil,³⁴ E. Duchovni,¹⁷³ G. Duckeck,¹⁰⁰ O. A. Ducu,^{26a,85} D. Duda,¹⁷⁶ A. Dudarev,³⁰ L. Duflot,¹¹⁷
L. Duguid,⁷⁷ M. Dührssen,³⁰ M. Dunford,^{58a} H. Duran Yildiz,^{4a} M. Düren,⁵² A. Durglishvili,^{51b} D. Duschinger,⁴⁴
M. Dwuznik,^{38a} M. Dyndal,^{38a} C. Eckardt,⁴² K. M. Ecker,¹⁰¹ W. Edson,² N. C. Edwards,⁴⁶ W. Ehrenfeld,²¹ T. Eifert,³⁰
G. Eigen,¹⁴ K. Einsweiler,¹⁵ T. Ekelof,¹⁶⁷ M. El Kacimi,^{136c} M. Ellert,¹⁶⁷ S. Elles,⁵ F. Ellinghaus,⁸³ A. A. Elliot,¹⁷⁰ N. Ellis,³⁰
J. Elmsheuser,¹⁰⁰ M. Elsing,³⁰ D. Emeliyanov,¹³¹ Y. Enari,¹⁵⁶ O. C. Endner,⁸³ M. Endo,¹¹⁸ R. Engelmann,¹⁴⁹ J. Erdmann,⁴³
A. Ereditato,¹⁷ G. Ernis,¹⁷⁶ J. Ernst,² M. Ernst,²⁵ S. Errede,¹⁶⁶ E. Ertel,⁸³ M. Escalier,¹¹⁷ H. Esch,⁴³ C. Escobar,¹²⁵
B. Esposito,⁴⁷ A. I. Etienvre,¹³⁷ E. Etzion,¹⁵⁴ H. Evans,⁶¹ A. Ezhilov,¹²³ L. Fabbri,^{20a,20b} G. Facini,³¹ R. M. Fakhruddinov,¹³⁰
S. Falciano,^{133a} R. J. Falla,⁷⁸ J. Faltova,¹²⁹ Y. Fang,^{33a} M. Fanti,^{91a,91b} A. Farbin,⁸ A. Farilla,^{135a} T. Farooque,¹² S. Farrell,¹⁵
S. M. Farrington,¹⁷¹ P. Farthouat,³⁰ F. Fassi,^{136e} P. Fassnacht,³⁰ D. Fassouliotis,⁹ M. Fauci Giannelli,⁷⁷ A. Favareto,^{50a,50b}
L. Fayard,¹¹⁷ P. Federic,^{145a} O. L. Fedin,^{123,n} W. Fedorko,¹⁶⁹ S. Feigl,³⁰ L. Feligioni,⁸⁵ C. Feng,^{33d} E. J. Feng,⁶ H. Feng,⁸⁹
A. B. Fenyuk,¹³⁰ P. Fernandez Martinez,¹⁶⁸ S. Fernandez Perez,³⁰ S. Ferrag,⁵³ J. Ferrando,⁵³ A. Ferrari,¹⁶⁷ P. Ferrari,¹⁰⁷
R. Ferrari,^{121a} D. E. Ferreira de Lima,⁵³ A. Ferrer,¹⁶⁸ D. Ferrere,⁴⁹ C. Ferretti,⁸⁹ A. Ferretto Parodi,^{50a,50b} M. Fiascaris,³¹
F. Fiedler,⁸³ A. Filipčič,⁷⁵ M. Filipuzzi,⁴² F. Filthaut,¹⁰⁶ M. Fincke-Keeler,¹⁷⁰ K. D. Finelli,¹⁵¹ M. C. N. Fiolhais,^{126a,126c}
L. Fiorini,¹⁶⁸ A. Firan,⁴⁰ A. Fischer,² C. Fischer,¹² J. Fischer,¹⁷⁶ W. C. Fisher,⁹⁰ E. A. Fitzgerald,²³ M. Flechl,⁴⁸ I. Fleck,¹⁴²
P. Fleischmann,⁸⁹ S. Fleischmann,¹⁷⁶ G. T. Fletcher,¹⁴⁰ G. Fletcher,⁷⁶ T. Flick,¹⁷⁶ A. Floderus,⁸¹ L. R. Flores Castillo,^{60a}
M. J. Flowerdew,¹⁰¹ A. Formica,¹³⁷ A. Forti,⁸⁴ D. Fournier,¹¹⁷ H. Fox,⁷² S. Fracchia,¹² P. Francavilla,⁸⁰ M. Franchini,^{20a,20b}
D. Francis,³⁰ L. Franconi,¹¹⁹ M. Franklin,⁵⁷ M. Fraternali,^{121a,121b} D. Freeborn,⁷⁸ S. T. French,²⁸ F. Friedrich,⁴⁴
D. Froidevaux,³⁰ J. A. Frost,¹²⁰ C. Fukunaga,¹⁵⁷ E. Fullana Torregrosa,⁸³ B. G. Fulsom,¹⁴⁴ J. Fuster,¹⁶⁸ C. Gabaldon,⁵⁵
O. Gabizon,¹⁷⁶ A. Gabrielli,^{20a,20b} A. Gabrielli,^{133a,133b} S. Gadatsch,¹⁰⁷ S. Gadomski,⁴⁹ G. Gagliardi,^{50a,50b} P. Gagnon,⁶¹
C. Galea,¹⁰⁶ B. Galhardo,^{126a,126c} E. J. Gallas,¹²⁰ B. J. Gallop,¹³¹ P. Gallus,¹²⁸ G. Galster,³⁶ K. K. Gan,¹¹¹ J. Gao,^{33b,85}
Y. Gao,⁴⁶ Y. S. Gao,^{144,f} F. M. Garay Walls,⁴⁶ F. Garberson,¹⁷⁷ C. García,¹⁶⁸ J. E. García Navarro,¹⁶⁸ M. Garcia-Sciveres,¹⁵
R. W. Gardner,³¹ N. Garelli,¹⁴⁴ V. Garonne,¹¹⁹ C. Gatti,⁴⁷ A. Gaudiello,^{50a,50b} G. Gaudio,^{121a} B. Gaur,¹⁴² L. Gauthier,⁹⁵
P. Gauzzi,^{133a,133b} I. L. Gavrilenko,⁹⁶ C. Gay,¹⁶⁹ G. Gaycken,²¹ E. N. Gazis,¹⁰ P. Ge,^{33d} Z. Gecse,¹⁶⁹ C. N. P. Gee,¹³¹
D. A. A. Geerts,¹⁰⁷ Ch. Geich-Gimbel,²¹ M. P. Geisler,^{58a} C. Gemme,^{50a} M. H. Genest,⁵⁵ S. Gentile,^{133a,133b} M. George,⁵⁴
S. George,⁷⁷ D. Gerbaudo,¹⁶⁴ A. Gershon,¹⁵⁴ H. Ghazlane,^{136b} N. Ghodbane,³⁴ B. Giacobbe,^{20a} S. Giagu,^{133a,133b}
V. Giangiobbe,¹² P. Giannetti,^{124a,124b} B. Gibbard,²⁵ S. M. Gibson,⁷⁷ M. Gilchriese,¹⁵ T. P. S. Gillam,²⁸ D. Gillberg,³⁰
G. Gilles,³⁴ D. M. Gingrich,^{3,e} N. Giokaris,⁹ M. P. Giordani,^{165a,165c} F. M. Giorgi,^{20a} F. M. Giorgi,¹⁶ P. F. Giraud,¹³⁷
P. Giromini,⁴⁷ D. Giugni,^{91a} C. Giuliani,⁴⁸ M. Giulini,^{58b} B. K. Gjelsten,¹¹⁹ S. Gkaitatzis,¹⁵⁵ I. Gkialas,¹⁵⁵
E. L. Gkoukousis,¹¹⁷ L. K. Gladilin,⁹⁹ C. Glasman,⁸² J. Glatzer,³⁰ P. C. F. Glaysher,⁴⁶ A. Glazov,⁴² M. Goblirsch-Kolb,¹⁰¹
J. R. Goddard,⁷⁶ J. Godlewski,³⁹ S. Goldfarb,⁸⁹ T. Golling,⁴⁹ D. Golubkov,¹³⁰ A. Gomes,^{126a,126b,126d} R. Gonçalves,^{126a}
J. Goncalves Pinto Firmino Da Costa,¹³⁷ L. Gonella,²¹ S. González de la Hoz,¹⁶⁸ G. Gonzalez Parra,¹² S. Gonzalez-Sevilla,⁴⁹
L. Goossens,³⁰ P. A. Gorbounov,⁹⁷ H. A. Gordon,²⁵ I. Gorelov,¹⁰⁵ B. Gorini,³⁰ E. Gorini,^{73a,73b} A. Gorišek,⁷⁵ E. Gornicki,³⁹
A. T. Goshaw,⁴⁵ C. Gössling,⁴³ M. I. Gostkin,⁶⁵ D. Goujdami,^{136c} A. G. Goussiou,¹³⁹ N. Govender,^{146b} H. M. X. Grabas,¹³⁸
L. Graber,⁵⁴ I. Grabowska-Bold,^{38a} P. Grafström,^{20a,20b} K.-J. Grahm,⁴² J. Gramling,⁴⁹ E. Gramstad,¹¹⁹ S. Grancagnolo,¹⁶
V. Grassi,¹⁴⁹ V. Gratchev,¹²³ H. M. Gray,³⁰ E. Graziani,^{135a} Z. D. Greenwood,^{79,o} K. Gregersen,⁷⁸ I. M. Gregor,⁴²
P. Grenier,¹⁴⁴ J. Griffiths,⁸ A. A. Grillo,¹³⁸ K. Grimm,⁷² S. Grinstein,^{12,p} Ph. Gris,³⁴ Y. V. Grishkevich,⁹⁹ J.-F. Grivaz,¹¹⁷
J. P. Grohs,⁴⁴ A. Grohsjean,⁴² E. Gross,¹⁷³ J. Grosse-Knetter,⁵⁴ G. C. Grossi,^{134a,134b} Z. J. Grout,¹⁵⁰ L. Guan,^{33b}
J. Guenther,¹²⁸ F. Guescini,⁴⁹ D. Guest,¹⁷⁷ O. Gueta,¹⁵⁴ E. Guido,^{50a,50b} T. Guillemin,¹¹⁷ S. Guindon,² U. Gul,⁵³
C. Gumpert,⁴⁴ J. Guo,^{33e} S. Gupta,¹²⁰ P. Gutierrez,¹¹³ N. G. Gutierrez Ortiz,⁵³ C. Gutsche,⁴⁴ C. Guyot,¹³⁷ C. Gwenlan,¹²⁰
C. B. Gwilliam,⁷⁴ A. Haas,¹¹⁰ C. Haber,¹⁵ H. K. Hadavand,⁸ N. Haddad,^{136e} P. Haefner,²¹ S. Hageböck,²¹ Z. Hajduk,³⁹
H. Hakobyan,¹⁷⁸ M. Haleem,⁴² J. Haley,¹¹⁴ D. Hall,¹²⁰ G. Halladjian,⁹⁰ G. D. Hallowell,⁸⁵ K. Hamacher,¹⁷⁶ P. Hamal,¹¹⁵
K. Hamano,¹⁷⁰ M. Hamer,⁵⁴ A. Hamilton,^{146a} S. Hamilton,¹⁶² G. N. Hamity,^{146c} P. G. Hamnett,⁴² L. Han,^{33b} K. Hanagaki,¹¹⁸
K. Hanawa,¹⁵⁶ M. Hance,¹⁵ P. Hanke,^{58a} R. Hanna,¹³⁷ J. B. Hansen,³⁶ J. D. Hansen,³⁶ M. C. Hansen,²¹ P. H. Hansen,³⁶

K. Hara,¹⁶¹ A. S. Hard,¹⁷⁴ T. Harenberg,¹⁷⁶ F. Hariri,¹¹⁷ S. Harkusha,⁹² R. D. Harrington,⁴⁶ P. F. Harrison,¹⁷¹ F. Hartjes,¹⁰⁷ M. Hasegawa,⁶⁷ S. Hasegawa,¹⁰³ Y. Hasegawa,¹⁴¹ A. Hasib,¹¹³ S. Hassani,¹³⁷ S. Haug,¹⁷ R. Hauser,⁹⁰ L. Hauswald,⁴⁴ M. Havranek,¹²⁷ C. M. Hawkes,¹⁸ R. J. Hawkins,³⁰ A. D. Hawkins,⁸¹ T. Hayashi,¹⁶¹ D. Hayden,⁹⁰ C. P. Hays,¹²⁰ J. M. Hays,⁷⁶ H. S. Hayward,⁷⁴ S. J. Haywood,¹³¹ S. J. Head,¹⁸ T. Heck,⁸³ V. Hedberg,⁸¹ L. Heelan,⁸ S. Heim,¹²² T. Heim,¹⁷⁶ B. Heinemann,¹⁵ L. Heinrich,¹¹⁰ J. Hejbal,¹²⁷ L. Helary,²² S. Hellman,^{147a,147b} D. Hellmich,²¹ C. Helsens,³⁰ J. Henderson,¹²⁰ R. C. W. Henderson,⁷² Y. Heng,¹⁷⁴ C. Hengler,⁴² A. Henrichs,¹⁷⁷ A. M. Henriques Correia,³⁰ S. Henrot-Versille,¹¹⁷ G. H. Herbert,¹⁶ Y. Hernández Jiménez,¹⁶⁸ R. Herrberg-Schubert,¹⁶ G. Herten,⁴⁸ R. Hertenberger,¹⁰⁰ L. Hervas,³⁰ G. G. Hesketh,⁷⁸ N. P. Hesse,¹⁰⁷ J. W. Hetherly,⁴⁰ R. Hickling,⁷⁶ E. Higón-Rodríguez,¹⁶⁸ E. Hill,¹⁷⁰ J. C. Hill,²⁸ K. H. Hiller,⁴² S. J. Hillier,¹⁸ I. Hinchliffe,¹⁵ E. Hines,¹²² R. R. Hinman,¹⁵ M. Hirose,¹⁵⁸ D. Hirschbuehl,¹⁷⁶ J. Hobbs,¹⁴⁹ N. Hod,¹⁰⁷ M. C. Hodgkinson,¹⁴⁰ P. Hodgson,¹⁴⁰ A. Hoecker,³⁰ M. R. Hoferkamp,¹⁰⁵ F. Hoenic,¹⁰⁰ M. Hohlfeld,⁸³ D. Hohn,²¹ T. R. Holmes,¹⁵ T. M. Hong,¹²² L. Hooft van Huysduynen,¹¹⁰ W. H. Hopkins,¹¹⁶ Y. Horii,¹⁰³ A. J. Horton,¹⁴³ J.-Y. Hostachy,⁵⁵ S. Hou,¹⁵² A. Hoummada,^{136a} J. Howard,¹²⁰ J. Howarth,⁴² M. Hrabovsky,¹¹⁵ I. Hristova,¹⁶ J. Hrivnac,¹¹⁷ T. Hryn'ova,⁵ A. Hrynevich,⁹³ C. Hsu,^{146c} P. J. Hsu,^{152,q} S.-C. Hsu,¹³⁹ D. Hu,³⁵ Q. Hu,^{33b} X. Hu,⁸⁹ Y. Huang,⁴² Z. Hubacek,³⁰ F. Hubaut,⁸⁵ F. Huegging,²¹ T. B. Huffman,¹²⁰ E. W. Hughes,³⁵ G. Hughes,⁷² M. Huhtinen,³⁰ T. A. Hülsing,⁸³ N. Huseynov,^{65,c} J. Huston,⁹⁰ J. Huth,⁵⁷ G. Iacobucci,⁴⁹ G. Iakovidis,²⁵ I. Ibragimov,¹⁴² L. Iconomidou-Fayard,¹¹⁷ E. Ideal,¹⁷⁷ Z. Idrissi,^{136e} P. Iengo,³⁰ O. Igonkina,¹⁰⁷ T. Iizawa,¹⁷² Y. Ikegami,⁶⁶ K. Ikematsu,¹⁴² M. Ikeno,⁶⁶ Y. Ilchenko,^{31,r} D. Iliadis,¹⁵⁵ N. Ilic,¹⁵⁹ Y. Inamaru,⁶⁷ T. Ince,¹⁰¹ P. Ioannou,⁹ M. Iodice,^{135a} K. Iordanidou,⁹ V. Ippolito,⁵⁷ A. Irles Quiles,¹⁶⁸ C. Isaksson,¹⁶⁷ M. Ishino,⁶⁸ M. Ishitsuka,¹⁵⁸ R. Ishmukhametov,¹¹¹ C. Issever,¹²⁰ S. Istin,^{19a} J. M. Iturbe Ponce,⁸⁴ R. Iuppa,^{134a,134b} J. Ivarsson,⁸¹ W. Iwanski,³⁹ H. Iwasaki,⁶⁶ J. M. Izen,⁴¹ V. Izzo,^{104a} S. Jabbar,³ B. Jackson,¹²² M. Jackson,⁷⁴ P. Jackson,¹ M. R. Jaekel,³⁰ V. Jain,² K. Jakobs,⁴⁸ S. Jakobsen,³⁰ T. Jakoubek,¹²⁷ J. Jakubek,¹²⁸ D. O. Jamin,¹⁵² D. K. Jana,⁷⁹ E. Jansen,⁷⁸ R. W. Jansky,⁶² J. Janssen,²¹ M. Janus,¹⁷¹ G. Jarlskog,⁸¹ N. Javadov,^{65,c} T. Javůrek,⁴⁸ L. Jeanty,¹⁵ J. Jejelava,^{51a,s} G.-Y. Jeng,¹⁵¹ D. Jennens,⁸⁸ P. Jenni,^{48,t} J. Jentsch,⁴³ C. Jeske,¹⁷¹ S. Jézéquel,⁵ H. Ji,¹⁷⁴ J. Jia,¹⁴⁹ Y. Jiang,^{33b} S. Jiggins,⁷⁸ J. Jimenez Pena,¹⁶⁸ S. Jin,^{33a} A. Jinaru,^{26a} O. Jinnouchi,¹⁵⁸ M. D. Joergensen,³⁶ P. Johansson,¹⁴⁰ K. A. Johns,⁷ K. Jon-And,^{147a,147b} G. Jones,¹⁷¹ R. W. L. Jones,⁷² T. J. Jones,⁷⁴ J. Jongmanns,^{58a} P. M. Jorge,^{126a,126b} K. D. Joshi,⁸⁴ J. Jovicevic,^{160a} X. Ju,¹⁷⁴ C. A. Jung,⁴³ P. Jussel,⁶² A. Juste Rozas,^{12,p} M. Kaci,¹⁶⁸ A. Kaczmarska,³⁹ M. Kado,¹¹⁷ H. Kagan,¹¹¹ M. Kagan,¹⁴⁴ S. J. Kahn,⁸⁵ E. Kajomovitz,⁴⁵ C. W. Kalderon,¹²⁰ S. Kama,⁴⁰ A. Kamenshchikov,¹³⁰ N. Kanaya,¹⁵⁶ M. Kaneda,³⁰ S. Kaneti,²⁸ V. A. Kantserov,⁹⁸ J. Kanzaki,⁶⁶ B. Kaplan,¹¹⁰ A. Kapliy,³¹ D. Kar,⁵³ K. Karakostas,¹⁰ A. Karamaoun,³ N. Karastathis,^{10,107} M. J. Kareem,⁵⁴ M. Karnevskiy,⁸³ S. N. Karpov,⁶⁵ Z. M. Karpova,⁶⁵ K. Karthik,¹¹⁰ V. Kartvelishvili,⁷² A. N. Karyukhin,¹³⁰ L. Kashif,¹⁷⁴ R. D. Kass,¹¹¹ A. Kastanas,¹⁴ Y. Kataoka,¹⁵⁶ A. Katre,⁴⁹ J. Katzy,⁴² K. Kawagoe,⁷⁰ T. Kawamoto,¹⁵⁶ G. Kawamura,⁵⁴ S. Kazama,¹⁵⁶ V. F. Kazanin,^{109,d} M. Y. Kazarinov,⁶⁵ R. Keeler,¹⁷⁰ R. Kehoe,⁴⁰ M. Keil,⁵⁴ J. S. Keller,⁴² J. J. Kempster,⁷⁷ H. Keoshkerian,⁸⁴ O. Kepka,¹²⁷ B. P. Kerševan,⁷⁵ S. Kersten,¹⁷⁶ R. A. Keyes,⁸⁷ F. Khalil-zada,¹¹ H. Khandanyan,^{147a,147b} A. Khanov,¹¹⁴ A. G. Kharlamov,^{109,d} T. J. Khoo,²⁸ G. Khoriauli,²¹ V. Khovanskiy,⁹⁷ E. Khramov,⁶⁵ J. Khubua,^{51b,u} H. Y. Kim,⁸ H. Kim,^{147a,147b} S. H. Kim,¹⁶¹ Y. Kim,³¹ N. Kimura,¹⁵⁵ O. M. Kind,¹⁶ B. T. King,⁷⁴ M. King,¹⁶⁸ R. S. B. King,¹²⁰ S. B. King,¹⁶⁹ J. Kirk,¹³¹ A. E. Kiryunin,¹⁰¹ T. Kishimoto,⁶⁷ D. Kisielewska,^{38a} F. Kiss,⁴⁸ K. Kiuchi,¹⁶¹ O. Kivernyk,¹³⁷ E. Kladiva,^{145b} M. H. Klein,³⁵ M. Klein,⁷⁴ U. Klein,⁷⁴ K. Kleinknecht,⁸³ P. Klimek,^{147a,147b} A. Klimentov,²⁵ R. Klingenberg,⁴³ J. A. Klinger,⁸⁴ T. Klioutchnikova,³⁰ P. F. Klok,¹⁰⁶ E.-E. Kluge,^{58a} P. Kluit,¹⁰⁷ S. Kluth,¹⁰¹ E. Kneringer,⁶² E. B. F. G. Knoops,⁸⁵ A. Knuce,⁵³ D. Kobayashi,¹⁵⁸ T. Kobayashi,¹⁵⁶ M. Kobel,⁴⁴ M. Kocian,¹⁴⁴ P. Kodys,¹²⁹ T. Koffas,²⁹ E. Koffeman,¹⁰⁷ L. A. Kogan,¹²⁰ S. Kohlmann,¹⁷⁶ Z. Kohout,¹²⁸ T. Kohriki,⁶⁶ T. Koi,¹⁴⁴ H. Kolanoski,¹⁶ I. Koletsou,⁵ A. A. Komar,^{96,a} Y. Komori,¹⁵⁶ T. Kondo,⁶⁶ N. Kondrashova,⁴² K. Köneke,⁴⁸ A. C. König,¹⁰⁶ S. König,⁸³ T. Kono,^{66,v} R. Konoplich,^{110,w} N. Konstantinidis,⁷⁸ R. Kopeliansky,¹⁵³ S. Koperny,^{38a} L. Köpke,⁸³ A. K. Kopp,⁴⁸ K. Korcyl,³⁹ K. Kordas,¹⁵⁵ A. Korn,⁷⁸ A. A. Korol,^{109,d} I. Korolkov,¹² E. V. Korolkova,¹⁴⁰ O. Kortner,¹⁰¹ S. Kortner,¹⁰¹ T. Kosek,¹²⁹ V. V. Kostyukhin,²¹ V. M. Kotov,⁶⁵ A. Kotwal,⁴⁵ A. Kourkoumeli-Charalampidi,¹⁵⁵ C. Kourkoumelis,⁹ V. Kouskoura,²⁵ A. Koutsman,^{160a} R. Kowalewski,¹⁷⁰ T. Z. Kowalski,^{38a} W. Kozanecki,¹³⁷ A. S. Kozhin,¹³⁰ V. A. Kramarenko,⁹⁹ G. Kramberger,⁷⁵ D. Krasnopevtsev,⁹⁸ M. W. Krasny,⁸⁰ A. Krasznahorkay,³⁰ J. K. Kraus,²¹ A. Kravchenko,²⁵ S. Kreiss,¹¹⁰ M. Kretz,^{58c} J. Kretzschmar,⁷⁴ K. Kreutzfeldt,⁵² P. Krieger,¹⁵⁹ K. Krizka,³¹ K. Kroeninger,⁴³ H. Kroha,¹⁰¹ J. Kroll,¹²² J. Kroseberg,²¹ J. Krstic,¹³ U. Kruchonak,⁶⁵ H. Krüger,²¹ N. Krumnack,⁶⁴ Z. V. Krumshteyn,⁶⁵ A. Kruse,¹⁷⁴ M. C. Kruse,⁴⁵ M. Kruskal,²² T. Kubota,⁸⁸ H. Kucuk,⁷⁸ S. Kuday,^{4b} S. Kuehn,⁴⁸ A. Kugel,^{58c} F. Kuger,¹⁷⁵ A. Kuhl,¹³⁸ T. Kuhl,⁴² V. Kukhtin,⁶⁵ Y. Kulchitsky,⁹² S. Kuleshov,^{32b} M. Kuna,^{133a,133b} T. Kunigo,⁶⁸ A. Kupco,¹²⁷ H. Kurashige,⁶⁷ Y. A. Kurochkin,⁹² R. Kurumida,⁶⁷ V. Kus,¹²⁷

E. S. Kuwertz,¹⁴⁸ M. Kuze,¹⁵⁸ J. Kvita,¹¹⁵ T. Kwan,¹⁷⁰ D. Kyriazopoulos,¹⁴⁰ A. La Rosa,⁴⁹ J. L. La Rosa Navarro,^{24d} L. La Rotonda,^{37a,37b} C. Lacasta,¹⁶⁸ F. Lacava,^{133a,133b} J. Lacey,²⁹ H. Lacker,¹⁶ D. Lacour,⁸⁰ V. R. Lacuesta,¹⁶⁸ E. Ladygin,⁶⁵ R. Lafaye,⁵ B. Laforge,⁸⁰ T. Lagouri,¹⁷⁷ S. Lai,⁴⁸ L. Lambourne,⁷⁸ S. Lammers,⁶¹ C. L. Lampen,⁷ W. Lampl,⁷ E. Lançon,¹³⁷ U. Landgraf,⁴⁸ M. P. J. Landon,⁷⁶ V. S. Lang,^{58a} J. C. Lange,¹² A. J. Lankford,¹⁶⁴ F. Lanni,²⁵ K. Lantzsch,³⁰ S. Laplace,⁸⁰ C. Lapoire,³⁰ J. F. Laporte,¹³⁷ T. Lari,^{91a} F. Lasagni Manghi,^{20a,20b} M. Lassnig,³⁰ P. Laurelli,⁴⁷ W. Lavrijsen,¹⁵ A. T. Law,¹³⁸ P. Laycock,⁷⁴ O. Le Dortz,⁸⁰ E. Le Guirriec,⁸⁵ E. Le Menedeu,¹² M. LeBlanc,¹⁷⁰ T. LeCompte,⁶ F. Ledroit-Guillon,⁵⁵ C. A. Lee,^{146b} S. C. Lee,¹⁵² L. Lee,¹ G. Lefebvre,⁸⁰ M. Lefebvre,¹⁷⁰ F. Legger,¹⁰⁰ C. Leggett,¹⁵ A. Lehan,⁷⁴ G. Lehmann Miotto,³⁰ X. Lei,⁷ W. A. Leight,²⁹ A. Leisos,¹⁵⁵ A. G. Leister,¹⁷⁷ M. A. L. Leite,^{24d} R. Leitner,¹²⁹ D. Lellouch,¹⁷³ B. Lemmer,⁵⁴ K. J. C. Leney,⁷⁸ T. Lenz,²¹ G. Lenzen,¹⁷⁶ B. Lenzi,³⁰ R. Leone,⁷ S. Leone,^{124a,124b} C. Leonidopoulos,⁴⁶ S. Leontsinis,¹⁰ C. Leroy,⁹⁵ C. G. Lester,²⁸ M. Levchenko,¹²³ J. Levêque,⁵ D. Levin,⁸⁹ L. J. Levinson,¹⁷³ M. Levy,¹⁸ A. Lewis,¹²⁰ A. M. Leyko,²¹ M. Leyton,⁴¹ B. Li,^{33b,x} H. Li,¹⁴⁹ H. L. Li,³¹ L. Li,⁴⁵ L. Li,^{33e} S. Li,⁴⁵ Y. Li,^{33c,y} Z. Liang,¹³⁸ H. Liao,³⁴ B. Liberti,^{134a} A. Liblong,¹⁵⁹ P. Lichard,³⁰ K. Lie,¹⁶⁶ J. Liebal,²¹ W. Liebig,¹⁴ C. Limbach,²¹ A. Limosani,¹⁵¹ S. C. Lin,^{152,z} T. H. Lin,⁸³ F. Linde,¹⁰⁷ B. E. Lindquist,¹⁴⁹ J. T. Linnemann,⁹⁰ E. Lipeles,¹²² A. Lipniacka,¹⁴ M. Lisovyi,⁴² T. M. Liss,¹⁶⁶ D. Lissauer,²⁵ A. Lister,¹⁶⁹ A. M. Litke,¹³⁸ B. Liu,¹⁵² D. Liu,¹⁵² J. Liu,⁸⁵ J. B. Liu,^{33b} K. Liu,⁸⁵ L. Liu,¹⁶⁶ M. Liu,⁴⁵ M. Liu,^{33b} Y. Liu,^{33b} M. Livan,^{121a,121b} A. Lleres,⁵⁵ J. Llorente Merino,⁸² S. L. Lloyd,⁷⁶ F. Lo Sterzo,¹⁵² E. Lobodzinska,⁴² P. Loch,⁷ W. S. Lockman,¹³⁸ F. K. Loebinger,⁸⁴ A. E. Loeschall-Jensen,³⁶ A. Loginov,¹⁷⁷ T. Lohse,¹⁶ K. Lohwasser,⁴² M. Lokajicek,¹²⁷ B. A. Long,²² J. D. Long,⁸⁹ R. E. Long,⁷² K. A.Looper,¹¹¹ L. Lopes,^{126a} D. Lopez Mateos,⁵⁷ B. Lopez Paredes,¹⁴⁰ I. Lopez Paz,¹² J. Lorenz,¹⁰⁰ N. Lorenzo Martinez,⁶¹ M. Losada,¹⁶³ P. Loscutoff,¹⁵ P. J. Lösel,¹⁰⁰ X. Lou,^{33a} A. Lounis,¹¹⁷ J. Love,⁶ P. A. Love,⁷² N. Lu,⁸⁹ H. J. Lubatti,¹³⁹ C. Luci,^{133a,133b} A. Lucotte,⁵⁵ F. Luehring,⁶¹ W. Lukas,⁶² L. Luminari,^{133a} O. Lundberg,^{147a,147b} B. Lund-Jensen,¹⁴⁸ M. Lungwitz,⁸³ D. Lynn,²⁵ R. Lysak,¹²⁷ E. Lytken,⁸¹ H. Ma,²⁵ L. L. Ma,^{33d} G. Maccarrone,⁴⁷ A. Macchiolo,¹⁰¹ C. M. Macdonald,¹⁴⁰ J. Machado Miguens,^{122,126b} D. Macina,³⁰ D. Madaffari,⁸⁵ R. Madar,³⁴ H. J. Maddocks,⁷² W. F. Mader,⁴⁴ A. Madsen,¹⁶⁷ S. Maeland,¹⁴ T. Maeno,²⁵ A. Maevskiy,⁹⁹ E. Magradze,⁵⁴ K. Mahboubi,⁴⁸ J. Mahlstedt,¹⁰⁷ C. Maiani,¹³⁷ C. Maidantchik,^{24a} A. A. Maier,¹⁰¹ T. Maier,¹⁰⁰ A. Maio,^{126a,126b,126d} S. Majewski,¹¹⁶ Y. Makida,⁶⁶ N. Makovec,¹¹⁷ B. Malaescu,⁸⁰ Pa. Malecki,³⁹ V. P. Maleev,¹²³ F. Malek,⁵⁵ U. Mallik,⁶³ D. Malon,⁶ C. Malone,¹⁴⁴ S. Maltezos,¹⁰ V. M. Malyshev,¹⁰⁹ S. Malyukov,³⁰ J. Mamuzic,⁴² G. Mancini,⁴⁷ B. Mandelli,³⁰ L. Mandelli,^{91a} I. Mandić,⁷⁵ R. Mandrysch,⁶³ J. Maneira,^{126a,126b} A. Manfredini,¹⁰¹ L. Manhaes de Andrade Filho,^{24b} J. Manjarres Ramos,^{160b} A. Mann,¹⁰⁰ P. M. Manning,¹³⁸ A. Manousakis-Katsikakis,⁹ B. Mansoulie,¹³⁷ R. Mantifel,⁸⁷ M. Mantoani,⁵⁴ L. Mapelli,³⁰ L. March,^{146c} G. Marchiori,⁸⁰ M. Marcisovsky,¹²⁷ C. P. Marino,¹⁷⁰ M. Marjanovic,¹³ F. Marroquim,^{24a} S. P. Marsden,⁸⁴ Z. Marshall,¹⁵ L. F. Marti,¹⁷ S. Marti-Garcia,¹⁶⁸ B. Martin,⁹⁰ T. A. Martin,¹⁷¹ V. J. Martin,⁴⁶ B. Martin dit Latour,¹⁴ M. Martinez,^{12,p} S. Martin-Haugh,¹³¹ V. S. Martoiu,^{26a} A. C. Martyniuk,⁷⁸ M. Marx,¹³⁹ F. Marzano,^{133a} A. Marzin,³⁰ L. Masetti,⁸³ T. Mashimo,¹⁵⁶ R. Mashinistov,⁹⁶ J. Masik,⁸⁴ A. L. Maslennikov,^{109,d} I. Massa,^{20a,20b} L. Massa,^{20a,20b} N. Massol,⁵ P. Mastrandrea,¹⁴⁹ A. Mastroberardino,^{37a,37b} T. Masubuchi,¹⁵⁶ P. Mättig,¹⁷⁶ J. Mattmann,⁸³ J. Maurer,^{26a} S. J. Maxfield,⁷⁴ D. A. Maximov,^{109,d} R. Mazini,¹⁵² S. M. Mazza,^{91a,91b} L. Mazzaferro,^{134a,134b} G. Mc Goldrick,¹⁵⁹ S. P. Mc Kee,⁸⁹ A. McCam,⁸⁹ R. L. McCarthy,¹⁴⁹ T. G. McCarthy,²⁹ N. A. McCubbin,¹³¹ K. W. McFarlane,^{56,a} J. A. McFayden,⁷⁸ G. Mchedlidze,⁵⁴ S. J. McMahon,¹³¹ R. A. McPherson,^{170,1} M. Medinnis,⁴² S. Meehan,^{146a} S. Mehlhase,¹⁰⁰ A. Mehta,⁷⁴ K. Meier,^{58a} C. Meineck,¹⁰⁰ B. Meirose,⁴¹ B. R. Mellado Garcia,^{146c} F. Meloni,¹⁷ A. Mengarelli,^{20a,20b} S. Menke,¹⁰¹ E. Meoni,¹⁶² K. M. Mercurio,⁵⁷ S. Mergelmeyer,²¹ P. Mermod,⁴⁹ L. Merola,^{104a,104b} C. Meroni,^{91a} F. S. Merritt,³¹ A. Messina,^{133a,133b} J. Metcalfe,²⁵ A. S. Mete,¹⁶⁴ C. Meyer,⁸³ C. Meyer,¹²² J-P. Meyer,¹³⁷ J. Meyer,¹⁰⁷ R. P. Middleton,¹³¹ S. Miglioranza,^{165a,165c} L. Mijović,²¹ G. Mikenberg,¹⁷³ M. Mikestikova,¹²⁷ M. Mikuž,⁷⁵ M. Milesi,⁸⁸ A. Milic,³⁰ D. W. Miller,³¹ C. Mills,⁴⁶ A. Milov,¹⁷³ D. A. Milstead,^{147a,147b} A. A. Minaenko,¹³⁰ Y. Minami,¹⁵⁶ I. A. Minashvili,⁶⁵ A. I. Mincer,¹¹⁰ B. Mindur,^{38a} M. Mineev,⁶⁵ Y. Ming,¹⁷⁴ L. M. Mir,¹² T. Mitani,¹⁷² J. Mitrevski,¹⁰⁰ V. A. Mitsou,¹⁶⁸ A. Miucci,⁴⁹ P. S. Miyagawa,¹⁴⁰ J. U. Mjörnmark,⁸¹ T. Moa,^{147a,147b} K. Mochizuki,⁸⁵ S. Mohapatra,³⁵ W. Mohr,⁴⁸ S. Molander,^{147a,147b} R. Moles-Valls,¹⁶⁸ K. Mönig,⁴² C. Monini,⁵⁵ J. Monk,³⁶ E. Monnier,⁸⁵ J. Montejo Berlingen,¹² F. Monticelli,⁷¹ S. Monzani,^{133a,133b} R. W. Moore,³ N. Morange,¹¹⁷ D. Moreno,¹⁶³ M. Moreno Llacer,⁵⁴ P. Moretini,^{50a} M. Morgenstern,⁴⁴ M. Morii,⁵⁷ V. Morisbak,¹¹⁹ S. Moritz,⁸³ A. K. Morley,¹⁴⁸ G. Mornacchi,³⁰ J. D. Morris,⁷⁶ S. S. Mortensen,³⁶ A. Morton,⁵³ L. Morvaj,¹⁰³ H. G. Moser,¹⁰¹ M. Mosidze,^{51b} J. Moss,¹¹¹ K. Motohashi,¹⁵⁸ R. Mount,¹⁴⁴ E. Mountricha,²⁵ S. V. Mouraviev,^{96,a} E. J. W. Moyses,⁸⁶ S. Muanza,⁸⁵ R. D. Mudd,¹⁸ F. Mueller,¹⁰¹ J. Mueller,¹²⁵ K. Mueller,²¹ R. S. P. Mueller,¹⁰⁰ T. Mueller,²⁸ D. Muenstermann,⁴⁹ P. Mullen,⁵³ Y. Munwes,¹⁵⁴ J. A. Murillo Quijada,¹⁸ W. J. Murray,^{171,131} H. Musheghyan,⁵⁴

E. Musto,¹⁵³ A. G. Myagkov,^{130,aa} M. Myska,¹²⁸ O. Nackenhorst,⁵⁴ J. Nadal,⁵⁴ K. Nagai,¹²⁰ R. Nagai,¹⁵⁸ Y. Nagai,⁸⁵ K. Nagano,⁶⁶ A. Nagarkar,¹¹¹ Y. Nagasaka,⁵⁹ K. Nagata,¹⁶¹ M. Nagel,¹⁰¹ E. Nagy,⁸⁵ A. M. Nairz,³⁰ Y. Nakahama,³⁰ K. Nakamura,⁶⁶ T. Nakamura,¹⁵⁶ I. Nakano,¹¹² H. Namasivayam,⁴¹ G. Nanava,²¹ R. F. Naranjo Garcia,⁴² R. Narayan,^{58b} T. Naumann,⁴² G. Navarro,¹⁶³ R. Nayyar,⁷ H. A. Neal,⁸⁹ P. Yu. Nechaeva,⁹⁶ T. J. Neep,⁸⁴ P. D. Nef,¹⁴⁴ A. Negri,^{121a,121b} M. Negrini,^{20a} S. Nektarijevic,¹⁰⁶ C. Nellist,¹¹⁷ A. Nelson,¹⁶⁴ S. Nemecek,¹²⁷ P. Nemethy,¹¹⁰ A. A. Nepomuceno,^{24a} M. Nessi,^{30,bb} M. S. Neubauer,¹⁶⁶ M. Neumann,¹⁷⁶ R. M. Neves,¹¹⁰ P. Nevski,²⁵ P. R. Newman,¹⁸ D. H. Nguyen,⁶ R. B. Nickerson,¹²⁰ R. Nicolaidou,¹³⁷ B. Nicquevert,³⁰ J. Nielsen,¹³⁸ N. Nikiforou,³⁵ A. Nikiforov,¹⁶ V. Nikolaenko,^{130,aa} I. Nikolic-Audit,⁸⁰ K. Nikolopoulos,¹⁸ J. K. Nilsen,¹¹⁹ P. Nilsson,²⁵ Y. Ninomiya,¹⁵⁶ A. Nisati,^{133a} R. Nisius,¹⁰¹ T. Nobe,¹⁵⁸ M. Nomachi,¹¹⁸ I. Nomidis,²⁹ T. Nooney,⁷⁶ S. Norberg,¹¹³ M. Nordberg,³⁰ O. Novgorodova,⁴⁴ S. Nowak,¹⁰¹ M. Nozaki,⁶⁶ L. Nozka,¹¹⁵ K. Ntekas,¹⁰ G. Nunes Hanninger,⁸⁸ T. Nunnemann,¹⁰⁰ E. Nurse,⁷⁸ F. Nuti,⁸⁸ B. J. O'Brien,⁴⁶ F. O'grady,⁷ D. C. O'Neil,¹⁴³ V. O'Shea,⁵³ F. G. Oakham,^{29,e} H. Oberlack,¹⁰¹ T. Obermann,²¹ J. Ocariz,⁸⁰ A. Ochi,⁶⁷ I. Ochoa,⁷⁸ S. Oda,⁷⁰ S. Odaka,⁶⁶ H. Ogren,⁶¹ A. Oh,⁸⁴ S. H. Oh,⁴⁵ C. C. Ohm,¹⁵ H. Ohman,¹⁶⁷ H. Oide,³⁰ W. Okamura,¹¹⁸ H. Okawa,¹⁶¹ Y. Okumura,³¹ T. Okuyama,¹⁵⁶ A. Olariu,^{26a} S. A. Olivares Pino,⁴⁶ D. Oliveira Damazio,²⁵ E. Oliver Garcia,¹⁶⁸ A. Olszewski,³⁹ J. Olszowska,³⁹ A. Onofre,^{126a,126e} P. U. E. Onyisi,^{31,r} C. J. Oram,^{160a} M. J. Oreglia,³¹ Y. Oren,¹⁵⁴ D. Orestano,^{135a,135b} N. Orlando,¹⁵⁵ C. Oropenza Barrera,⁵³ R. S. Orr,¹⁵⁹ B. Osculati,^{50a,50b} R. Ospanov,⁸⁴ G. Otero y Garzon,²⁷ H. Otono,⁷⁰ M. Ouchrif,^{136d} E. A. Ouellette,¹⁷⁰ F. Ould-Saada,¹¹⁹ A. Ouraou,¹³⁷ K. P. Oussoren,¹⁰⁷ Q. Ouyang,^{33a} A. Ovcharova,¹⁵ M. Owen,⁵³ R. E. Owen,¹⁸ V. E. Ozcan,^{19a} N. Ozturk,⁸ K. Pachal,¹²⁰ A. Pacheco Pages,¹² C. Padilla Aranda,¹² M. Pagáčová,⁴⁸ S. Pagan Griso,¹⁵ E. Paganis,¹⁴⁰ C. Pahl,¹⁰¹ F. Paige,²⁵ P. Pais,⁸⁶ K. Pajchel,¹¹⁹ G. Palacino,^{160b} S. Palestini,³⁰ M. Palka,^{38b} D. Pallin,³⁴ A. Palma,^{126a,126b} Y. B. Pan,¹⁷⁴ E. Panagiotopoulou,¹⁰ C. E. Pandini,⁸⁰ J. G. Panduro Vazquez,⁷⁷ P. Pani,^{147a,147b} S. Panitkin,²⁵ L. Paolozzi,^{134a,134b} Th. D. Papadopoulou,¹⁰ K. Papageorgiou,¹⁵⁵ A. Paramonov,⁶ D. Paredes Hernandez,¹⁵⁵ M. A. Parker,²⁸ K. A. Parker,¹⁴⁰ F. Parodi,^{50a,50b} J. A. Parsons,³⁵ U. Parzefall,⁴⁸ E. Pasqualucci,^{133a} S. Passaggio,^{50a} F. Pastore,^{135a,135b,a} Fr. Pastore,⁷⁷ G. Pásztor,²⁹ S. Pataria,¹⁷⁶ N. D. Patel,¹⁵¹ J. R. Pater,⁸⁴ T. Pauly,³⁰ J. Pearce,¹⁷⁰ B. Pearson,¹¹³ L. E. Pedersen,³⁶ M. Pedersen,¹¹⁹ S. Pedraza Lopez,¹⁶⁸ R. Pedro,^{126a,126b} S. V. Peleganchuk,¹⁰⁹ D. Pelikan,¹⁶⁷ H. Peng,^{33b} B. Penning,³¹ J. Penwell,⁶¹ D. V. Perepelitsa,²⁵ E. Perez Codina,^{160a} M. T. Pérez García-Estañ,¹⁶⁸ L. Perini,^{91a,91b} H. Pernegger,³⁰ S. Perrella,^{104a,104b} R. Peschke,⁴² V. D. Peshekhonov,⁶⁵ K. Peters,³⁰ R. F. Y. Peters,⁸⁴ B. A. Petersen,³⁰ T. C. Petersen,³⁶ E. Petit,⁴² A. Petridis,^{147a,147b} C. Petridou,¹⁵⁵ E. Petrolo,^{133a} F. Petrucci,^{135a,135b} N. E. Pettersson,¹⁵⁸ R. Pezoa,^{32b} P. W. Phillips,¹³¹ G. Piacquadio,¹⁴⁴ E. Pianori,¹⁷¹ A. Picazio,⁴⁹ E. Piccaro,⁷⁶ M. Piccinini,^{20a,20b} M. A. Pickering,¹²⁰ R. Piegaia,²⁷ D. T. Pignotti,¹¹¹ J. E. Pilcher,³¹ A. D. Pilkington,⁷⁸ J. Pina,^{126a,126b,126d} M. Pinamonti,^{165a,165c,cc} J. L. Pinfold,³ A. Pingel,³⁶ B. Pinto,^{126a} S. Pires,⁸⁰ M. Pitt,¹⁷³ C. Pizio,^{91a,91b} L. Plazak,^{145a} M.-A. Pleier,²⁵ V. Pleskot,¹²⁹ E. Plotnikova,⁶⁵ P. Plucinski,^{147a,147b} D. Pluth,⁶⁴ R. Poettgen,⁸³ L. Poggioli,¹¹⁷ D. Pohl,²¹ G. Polesello,^{121a} A. Policicchio,^{37a,37b} R. Polifka,¹⁵⁹ A. Polini,^{20a} C. S. Pollard,⁵³ V. Polychronakos,²⁵ K. Pommès,³⁰ L. Pontecorvo,^{133a} B. G. Pope,⁹⁰ G. A. Popeneciu,^{26b} D. S. Popovic,¹³ A. Poppleton,³⁰ S. Pospisil,¹²⁸ K. Potamianos,¹⁵ I. N. Potrap,⁶⁵ C. J. Potter,¹⁵⁰ C. T. Potter,¹¹⁶ G. Poulard,³⁰ J. Poveda,³⁰ V. Pozdnyakov,⁶⁵ P. Pralavorio,⁸⁵ A. Pranko,¹⁵ S. Prasad,³⁰ S. Prell,⁶⁴ D. Price,⁸⁴ J. Price,⁷⁴ L. E. Price,⁶ M. Primavera,^{73a} S. Prince,⁸⁷ M. Proissl,⁴⁶ K. Prokofiev,^{60c} F. Prokoshin,^{32b} E. Protopapadaki,¹³⁷ S. Protopopescu,²⁵ J. Proudfoot,⁶ M. Przybycien,^{38a} E. Ptacek,¹¹⁶ D. Puddu,^{135a,135b} E. Pueschel,⁸⁶ D. Puldon,¹⁴⁹ M. Purohit,^{25,dd} P. Puzo,¹¹⁷ J. Qian,⁸⁹ G. Qin,⁵³ Y. Qin,⁸⁴ A. Quadt,⁵⁴ D. R. Quarrie,¹⁵ W. B. Quayle,^{165a,165b} M. Queitsch-Maitland,⁸⁴ D. Quilty,⁵³ S. Raddum,¹¹⁹ V. Radeka,²⁵ V. Radescu,⁴² S. K. Radhakrishnan,¹⁴⁹ P. Radloff,¹¹⁶ P. Rados,⁸⁸ F. Ragusa,^{91a,91b} G. Rahal,¹⁷⁹ S. Rajagopalan,²⁵ M. Rammensee,³⁰ C. Rangel-Smith,¹⁶⁷ F. Rauscher,¹⁰⁰ S. Rave,⁸³ T. Ravenscroft,⁵³ M. Raymond,³⁰ A. L. Read,¹¹⁹ N. P. Readioff,⁷⁴ D. M. Rebuffi,^{121a,121b} A. Redelbach,¹⁷⁵ G. Redlinger,²⁵ R. Reece,¹³⁸ K. Reeves,⁴¹ L. Rehnisch,¹⁶ H. Reisin,²⁷ M. Relich,¹⁶⁴ C. Rembser,³⁰ H. Ren,^{33a} A. Renaud,¹¹⁷ M. Rescigno,^{133a} S. Resconi,^{91a} O. L. Rezanova,^{109,d} P. Reznicek,¹²⁹ R. Rezvani,⁹⁵ R. Richter,¹⁰¹ S. Richter,⁷⁸ E. Richter-Was,^{38b} O. Ricken,²¹ M. Ridel,⁸⁰ P. Rieck,¹⁶ C. J. Riegel,¹⁷⁶ J. Rieger,⁵⁴ M. Rijssenbeek,¹⁴⁹ A. Rimoldi,^{121a,121b} L. Rinaldi,^{20a} B. Ristić,⁴⁹ E. Ritsch,⁶² I. Riu,¹² F. Rizatdinova,¹¹⁴ E. Rizvi,⁷⁶ S. H. Robertson,^{87,1} A. Robichaud-Veronneau,⁸⁷ D. Robinson,²⁸ J. E. M. Robinson,⁸⁴ A. Robson,⁵³ C. Roda,^{124a,124b} S. Roe,³⁰ O. Røhne,¹¹⁹ S. Rolli,¹⁶² A. Romaniouk,⁹⁸ M. Romano,^{20a,20b} S. M. Romano Saez,³⁴ E. Romero Adam,¹⁶⁸ N. Rompotis,¹³⁹ M. Ronzani,⁴⁸ L. Roos,⁸⁰ E. Ros,¹⁶⁸ S. Rosati,^{133a} K. Rosbach,⁴⁸ P. Rose,¹³⁸ P. L. Rosendahl,¹⁴ O. Rosenthal,¹⁴² V. Rossetti,^{147a,147b} E. Rossi,^{104a,104b} L. P. Rossi,^{50a} R. Rosten,¹³⁹ M. Rotaru,^{26a} I. Roth,¹⁷³ J. Rothberg,¹³⁹ D. Rousseau,¹¹⁷ C. R. Royon,¹³⁷ A. Rozanov,⁸⁵ Y. Rozen,¹⁵³ X. Ruan,^{146c} F. Rubbo,¹⁴⁴ I. Rubinskiy,⁴² V. I. Rud,⁹⁹ C. Rudolph,⁴⁴ M. S. Rudolph,¹⁵⁹ F. Rühr,⁴⁸ A. Ruiz-Martinez,³⁰ Z. Rurikova,⁴⁸ N. A. Rusakovich,⁶⁵

A. Ruschke,¹⁰⁰ H. L. Russell,¹³⁹ J. P. Rutherford,⁷ N. Ruthmann,⁴⁸ Y. F. Ryabov,¹²³ M. Rybar,¹²⁹ G. Rybkin,¹¹⁷
 N. C. Ryder,¹²⁰ A. F. Saavedra,¹⁵¹ G. Sabato,¹⁰⁷ S. Sacerdoti,²⁷ A. Saddique,³ H. F.-W. Sadrozinski,¹³⁸ R. Sadykov,⁶⁵
 F. Safai Tehrani,^{133a} M. Saimpert,¹³⁷ H. Sakamoto,¹⁵⁶ Y. Sakurai,¹⁷² G. Salamanna,^{135a,135b} A. Salamon,^{134a} M. Saleem,¹¹³
 D. Salek,¹⁰⁷ P. H. Sales De Bruin,¹³⁹ D. Salihagic,¹⁰¹ A. Salnikov,¹⁴⁴ J. Salt,¹⁶⁸ D. Salvatore,^{37a,37b} F. Salvatore,¹⁵⁰
 A. Salvucci,¹⁰⁶ A. Salzburger,³⁰ D. Sampsonidis,¹⁵⁵ A. Sanchez,^{104a,104b} J. Sánchez,¹⁶⁸ V. Sanchez Martinez,¹⁶⁸
 H. Sandaker,¹⁴ R. L. Sandbach,⁷⁶ H. G. Sander,⁸³ M. P. Sanders,¹⁰⁰ M. Sandhoff,¹⁷⁶ C. Sandoval,¹⁶³ R. Sandstroem,¹⁰¹
 D. P. C. Sankey,¹³¹ M. Sannino,^{50a,50b} A. Sansoni,⁴⁷ C. Santoni,³⁴ R. Santonico,^{134a,134b} H. Santos,^{126a} I. Santoyo Castillo,¹⁵⁰
 K. Sapp,¹²⁵ A. Saponov,⁶⁵ J. G. Saraiva,^{126a,126d} B. Sarrazin,²¹ O. Sasaki,⁶⁶ Y. Sasaki,¹⁵⁶ K. Sato,¹⁶¹ G. Sauvage,^{5a}
 E. Sauvan,⁵ G. Savage,⁷⁷ P. Savard,^{159,e} C. Sawyer,¹²⁰ L. Sawyer,^{79,o} J. Saxon,³¹ C. Sbarra,^{20a} A. Sbrizzi,^{20a,20b} T. Scanlon,⁷⁸
 D. A. Scannicchio,¹⁶⁴ M. Scarcella,¹⁵¹ V. Scarfone,^{37a,37b} J. Schaarschmidt,¹⁷³ P. Schacht,¹⁰¹ D. Schaefer,³⁰ R. Schaefer,⁴²
 J. Schaeffer,⁸³ S. Schaepe,²¹ S. Schaezel,^{58b} U. Schäfer,⁸³ A. C. Schaffer,¹¹⁷ D. Schaile,¹⁰⁰ R. D. Schamberger,¹⁴⁹
 V. Scharf,^{58a} V. A. Schegelsky,¹²³ D. Scheirich,¹²⁹ M. Schernau,¹⁶⁴ C. Schiavi,^{50a,50b} C. Schillo,⁴⁸ M. Schioppa,^{37a,37b}
 S. Schlenker,³⁰ E. Schmidt,⁴⁸ K. Schmieden,³⁰ C. Schmitt,⁸³ S. Schmitt,^{58b} S. Schmitt,⁴² B. Schneider,^{160a}
 Y. J. Schnellbach,⁷⁴ U. Schnoor,⁴⁴ L. Schoeffel,¹³⁷ A. Schoening,^{58b} B. D. Schoenrock,⁹⁰ E. Schopf,²¹
 A. L. S. Schorlemmer,⁵⁴ M. Schott,⁸³ D. Schouten,^{160a} J. Schovancova,⁸ S. Schramm,¹⁵⁹ M. Schreyer,¹⁷⁵ C. Schroeder,⁸³
 N. Schuh,⁸³ M. J. Schultens,²¹ H.-C. Schultz-Coulon,^{58a} H. Schulz,¹⁶ M. Schumacher,⁴⁸ B. A. Schumm,¹³⁸ Ph. Schune,¹³⁷
 C. Schwanenberger,⁸⁴ A. Schwartzman,¹⁴⁴ T. A. Schwarz,⁸⁹ Ph. Schwegler,¹⁰¹ Ph. Schwemling,¹³⁷ R. Schwienhorst,⁹⁰
 J. Schwindling,¹³⁷ T. Schwindt,²¹ M. Schwoerer,⁵ F. G. Sciacca,¹⁷ E. Scifo,¹¹⁷ G. Sciolla,²³ F. Scuri,^{124a,124b} F. Scutti,²¹
 J. Searcy,⁸⁹ G. Sedov,⁴² E. Sedykh,¹²³ P. Seema,²¹ S. C. Seidel,¹⁰⁵ A. Seiden,¹³⁸ F. Seifert,¹²⁸ J. M. Seixas,^{24a}
 G. Sekhniaidze,^{104a} S. J. Sekula,⁴⁰ K. E. Selbach,⁴⁶ D. M. Seliverstov,^{123,a} N. Semprini-Cesari,^{20a,20b} C. Serfon,³⁰ L. Serin,¹¹⁷
 L. Serkin,^{165a,165b} T. Serre,⁸⁵ R. Seuster,^{160a} H. Severini,¹¹³ T. Sfiligoj,⁷⁵ F. Sforza,¹⁰¹ A. Sfyrla,³⁰ E. Shabalina,⁵⁴
 M. Shamim,¹¹⁶ L. Y. Shan,^{33a} R. Shang,¹⁶⁶ J. T. Shank,²² M. Shapiro,¹⁵ P. B. Shatalov,⁹⁷ K. Shaw,^{165a,165b}
 A. Shcherbakova,^{147a,147b} C. Y. Shehu,¹⁵⁰ P. Sherwood,⁷⁸ L. Shi,^{152,ee} S. Shimizu,⁶⁷ C. O. Shimmin,¹⁶⁴ M. Shimojima,¹⁰²
 M. Shiyakova,⁶⁵ A. Shmeleva,⁹⁶ D. Shoaleh Saadi,⁹⁵ M. J. Shochet,³¹ S. Shojaii,^{91a,91b} S. Shrestha,¹¹¹ E. Shulga,⁹⁸
 M. A. Shupe,⁷ S. Shushkevich,⁴² P. Sicho,¹²⁷ O. Sidiropoulou,¹⁷⁵ D. Sidorov,¹¹⁴ A. Sidoti,^{20a,20b} F. Siegert,⁴⁴ Dj. Sijacki,¹³
 J. Silva,^{126a,126d} Y. Silver,¹⁵⁴ S. B. Silverstein,^{147a} V. Simak,¹²⁸ O. Simard,⁵ Lj. Simic,¹³ S. Simion,¹¹⁷ E. Simioni,⁸³
 B. Simmons,⁷⁸ D. Simon,³⁴ R. Simoniello,^{91a,91b} P. Sinervo,¹⁵⁹ N. B. Sinev,¹¹⁶ G. Siragusa,¹⁷⁵ A. N. Sisakyan,^{65,a}
 S. Yu. Sivoklov,⁹⁹ J. Sjölin,^{147a,147b} T. B. Sjursen,¹⁴ M. B. Skinner,⁷² H. P. Skottowe,⁵⁷ P. Skubic,¹¹³ M. Slater,¹⁸
 T. Slavicek,¹²⁸ M. Slawinska,¹⁰⁷ K. Sliwa,¹⁶² V. Smakhtin,¹⁷³ B. H. Smart,⁴⁶ L. Smestad,¹⁴ S. Yu. Smirnov,⁹⁸ Y. Smirnov,⁹⁸
 L. N. Smirnova,^{99,ff} O. Smirnova,⁸¹ M. N. K. Smith,³⁵ M. Smizanska,⁷² K. Smolek,¹²⁸ A. A. Snesarev,⁹⁶ G. Snidero,⁷⁶
 S. Snyder,²⁵ R. Sobie,^{170,i} F. Socher,⁴⁴ A. Soffer,¹⁵⁴ D. A. Soh,^{152,ee} C. A. Solans,³⁰ M. Solar,¹²⁸ J. Solc,¹²⁸ E. Yu. Soldatov,⁹⁸
 U. Soldevila,¹⁶⁸ A. A. Solodkov,¹³⁰ A. Soloshenko,⁶⁵ O. V. Solovyanov,¹³⁰ V. Solovyev,¹²³ P. Sommer,⁴⁸ H. Y. Song,^{33b}
 N. Soni,¹ A. Sood,¹⁵ A. Sopczak,¹²⁸ B. Sopko,¹²⁸ V. Sopko,¹²⁸ V. Sorin,¹² D. Sosa,^{58b} M. Sosebee,⁸
 C. L. Sotiropoulou,^{124a,124b} R. Soualah,^{165a,165c} P. Soueid,⁹⁵ A. M. Soukharev,^{109,d} D. South,⁴² S. Spagnolo,^{73a,73b}
 M. Spalla,^{124a,124b} F. Spanò,⁷⁷ W. R. Spearman,⁵⁷ F. Spettel,¹⁰¹ R. Spighi,^{20a} G. Spigo,³⁰ L. A. Spiller,⁸⁸ M. Spousta,¹²⁹
 T. Spreitzer,¹⁵⁹ R. D. St. Denis,^{53,a} S. Staerz,⁴⁴ J. Stahlman,¹²² R. Stamen,^{58a} S. Stamm,¹⁶ E. Stanecka,³⁹ C. Stancu,^{135a}
 M. Stancu-Bellu,⁴² M. M. Stanitzki,⁴² S. Stapnes,¹¹⁹ E. A. Starchenko,¹³⁰ J. Stark,⁵⁵ P. Staroba,¹²⁷ P. Starovoitov,⁴²
 R. Staszewski,³⁹ P. Stavina,^{145a,a} P. Steinberg,²⁵ B. Stelzer,¹⁴³ H. J. Stelzer,³⁰ O. Stelzer-Chilton,^{160a} H. Stenzel,⁵² S. Stern,¹⁰¹
 G. A. Stewart,⁵³ J. A. Stillings,²¹ M. C. Stockton,⁸⁷ M. Stoebe,⁸⁷ G. Stoicea,^{26a} P. Stolte,⁵⁴ S. Stonjek,¹⁰¹ A. R. Stradling,⁸
 A. Straessner,⁴⁴ M. E. Stramaglia,¹⁷ J. Strandberg,¹⁴⁸ S. Strandberg,^{147a,147b} A. Strandlie,¹¹⁹ E. Strauss,¹⁴⁴ M. Strauss,¹¹³
 P. Strizenec,^{145b} R. Ströhmer,¹⁷⁵ D. M. Strom,¹¹⁶ R. Stroynowski,⁴⁰ A. Strubig,¹⁰⁶ S. A. Stucci,¹⁷ B. Stugu,¹⁴ N. A. Styles,⁴²
 D. Su,¹⁴⁴ J. Su,¹²⁵ R. Subramaniam,⁷⁹ A. Succurro,¹² Y. Sugaya,¹¹⁸ C. Suhr,¹⁰⁸ M. Suk,¹²⁸ V. V. Sulin,⁹⁶ S. Sultansoy,^{4c}
 T. Sumida,⁶⁸ S. Sun,⁵⁷ X. Sun,^{33a} J. E. Sundermann,⁴⁸ K. Suruliz,¹⁵⁰ G. Susinno,^{37a,37b} M. R. Sutton,¹⁵⁰ S. Suzuki,⁶⁶
 Y. Suzuki,⁶⁶ M. Svatos,¹²⁷ S. Swedish,¹⁶⁹ M. Swiatlowski,¹⁴⁴ I. Sykora,^{145a} T. Sykora,¹²⁹ D. Ta,⁹⁰ C. Taccini,^{135a,135b}
 K. Tackmann,⁴² J. Taenzer,¹⁵⁹ A. Taffard,¹⁶⁴ R. Tafirout,^{160a} N. Taiblum,¹⁵⁴ H. Takai,²⁵ R. Takashima,⁶⁹ H. Takeda,⁶⁷
 T. Takeshita,¹⁴¹ Y. Takubo,⁶⁶ M. Talby,⁸⁵ A. A. Talyshev,^{109,d} J. Y. C. Tam,¹⁷⁵ K. G. Tan,⁸⁸ J. Tanaka,¹⁵⁶ R. Tanaka,¹¹⁷
 S. Tanaka,¹³² S. Tanaka,⁶⁶ B. B. Tannenwald,¹¹¹ N. Tannoury,²¹ S. Tapprogge,⁸³ S. Tarem,¹⁵³ F. Tarrade,²⁹ G. F. Tartarelli,^{91a}
 P. Tas,¹²⁹ M. Tasevsky,¹²⁷ T. Tashiro,⁶⁸ E. Tassi,^{37a,37b} A. Tavares Delgado,^{126a,126b} Y. Tayalati,^{136d} F. E. Taylor,⁹⁴
 G. N. Taylor,⁸⁸ W. Taylor,^{160b} F. A. Teischinger,³⁰ M. Teixeira Dias Castanheira,⁷⁶ P. Teixeira-Dias,⁷⁷ K. K. Temming,⁴⁸

H. Ten Kate,³⁰ P. K. Teng,¹⁵² J. J. Teoh,¹¹⁸ F. Tepel,¹⁷⁶ S. Terada,⁶⁶ K. Terashi,¹⁵⁶ J. Terron,⁸² S. Terzo,¹⁰¹ M. Testa,⁴⁷ R. J. Teuscher,^{159,1} J. Therhaag,²¹ T. Theveneaux-Pelzer,³⁴ J. P. Thomas,¹⁸ J. Thomas-Wilsker,⁷⁷ E. N. Thompson,³⁵ P. D. Thompson,¹⁸ R. J. Thompson,⁸⁴ A. S. Thompson,⁵³ L. A. Thomsen,³⁶ E. Thomson,¹²² M. Thomson,²⁸ R. P. Thun,^{89,a} M. J. Tibbetts,¹⁵ R. E. Tisce Torres,⁸⁵ V. O. Tikhomirov,^{96,gg} Yu. A. Tikhonov,^{109,d} S. Timoshenko,⁹⁸ E. Tiouchichine,⁸⁵ P. Tipton,¹⁷⁷ S. Tisserant,⁸⁵ T. Todorov,^{5,a} S. Todorova-Nova,¹²⁹ J. Tojo,⁷⁰ S. Tokár,^{145a} K. Tokushuku,⁶⁶ K. Tollefson,⁹⁰ E. Tolley,⁵⁷ L. Tomlinson,⁸⁴ M. Tomoto,¹⁰³ L. Tompkins,^{144,hh} K. Toms,¹⁰⁵ E. Torrence,¹¹⁶ H. Torres,¹⁴³ E. Torr o Pastor,¹⁶⁸ J. Toth,^{85,ii} F. Touchard,⁸⁵ D. R. Tovey,¹⁴⁰ T. Trefzger,¹⁷⁵ L. Tremblet,³⁰ A. Tricoli,³⁰ I. M. Trigger,^{160a} S. Trincaz-Duvoid,⁸⁰ M. F. Tripiana,¹² W. Trischuk,¹⁵⁹ B. Trocm e,⁵⁵ C. Troncon,^{91a} M. Trotter-McDonald,¹⁵ M. Trovatelli,^{135a,135b} P. True,⁹⁰ M. Trzebinski,³⁹ A. Trzupek,³⁹ C. Tsarouchas,³⁰ J. C-L. Tseng,¹²⁰ P. V. Tsiarehka,⁹² D. Tsiou, ¹⁵⁵ G. Tsipolitis,¹⁰ N. Tsirintanis,⁹ S. Tsiskaridze,¹² V. Tsiskaridze,⁴⁸ E. G. Tskhadadze,^{51a} I. I. Tsukerman,⁹⁷ V. Tsulaia,¹⁵ S. Tsuno,⁶⁶ D. Tsybychev,¹⁴⁹ A. Tudorache,^{26a} V. Tudorache,^{26a} A. N. Tuna,¹²² S. A. Tuppuri,^{20a,20b} S. Turchikhin,^{99,ff} D. Turecek,¹²⁸ R. Turra,^{91a,91b} A. J. Turvey,⁴⁰ P. M. Tuts,³⁵ A. Tykhonov,⁴⁹ M. Tylmad,^{147a,147b} M. Tyndel,¹³¹ I. Ueda,¹⁵⁶ R. Ueno,²⁹ M. Ughetto,^{147a,147b} M. Ugland,¹⁴ M. Uhlenbrock,²¹ F. Ukegawa,¹⁶¹ G. Unal,³⁰ A. Undrus,²⁵ G. Unel,¹⁶⁴ F. C. Ungaro,⁴⁸ Y. Unno,⁶⁶ C. Unverdorben,¹⁰⁰ J. Urban,^{145b} P. Urquijo,⁸⁸ P. Urrejola,⁸³ G. Usai,⁸ A. Usanova,⁶² L. Vacavant,⁸⁵ V. Vacek,¹²⁸ B. Vachon,⁸⁷ C. Valderanis,⁸³ N. Valencic,¹⁰⁷ S. Valentinetti,^{20a,20b} A. Valero,¹⁶⁸ L. Valery,¹² S. Valkar,¹²⁹ E. Valladolid Gallego,¹⁶⁸ S. Vallecorsa,⁴⁹ J. A. Valls Ferrer,¹⁶⁸ W. Van Den Wollenberg,¹⁰⁷ P. C. Van Der Deijl,¹⁰⁷ R. van der Geer,¹⁰⁷ H. van der Graaf,¹⁰⁷ R. Van Der Leeuw,¹⁰⁷ N. van Eldik,¹⁵³ P. van Gemmeren,⁶ J. Van Nieuwkoop,¹⁴³ I. van Vulpen,¹⁰⁷ M. C. van Woerden,³⁰ M. Vanadia,^{133a,133b} W. Vandelli,³⁰ R. Vanguri,¹²² A. Vaniachine,⁶ F. Vannucci,⁸⁰ G. Vardanyan,¹⁷⁸ R. Vari,^{133a} E. W. Varnes,⁷ T. Varol,⁴⁰ D. Varouchas,⁸⁰ A. Vartapetian,⁸ K. E. Varvell,¹⁵¹ F. Vazeille,³⁴ T. Vazquez Schroeder,⁸⁷ J. Veatch,⁷ F. Veloso,^{126a,126c} T. Velz,²¹ S. Veneziano,^{133a} A. Ventura,^{73a,73b} D. Ventura,⁸⁶ M. Venturi,¹⁷⁰ N. Venturi,¹⁵⁹ A. Venturini,²³ V. Vercesi,^{121a} M. Verducci,^{133a,133b} W. Verkerke,¹⁰⁷ J. C. Vermeulen,¹⁰⁷ A. Vest,⁴⁴ M. C. Vetterli,^{143,e} O. Viazlo,⁸¹ I. Vichou,¹⁶⁶ T. Vickey,¹⁴⁰ O. E. Vickey Boeriu,¹⁴⁰ G. H. A. Viehhauser,¹²⁰ S. Viel,¹⁵ R. Vigne,³⁰ M. Villa,^{20a,20b} M. Villaplana Perez,^{91a,91b} E. Vilucchi,⁴⁷ M. G. Vincter,²⁹ V. B. Vinogradov,⁶⁵ I. Vivarelli,¹⁵⁰ F. Vives Vaque,³ S. Vlachos,¹⁰ D. Vladoiu,¹⁰⁰ M. Vlasak,¹²⁸ M. Vogel,^{32a} P. Vokac,¹²⁸ G. Volpi,^{124a,124b} M. Volpi,⁸⁸ H. von der Schmitt,¹⁰¹ H. von Radziewski,⁴⁸ E. von Toerne,²¹ V. Vorobel,¹²⁹ K. Vorobev,⁹⁸ M. Vos,¹⁶⁸ R. Voss,³⁰ J. H. Vossebeld,⁷⁴ N. Vranjes,¹³ M. Vranjes Milosavljevic,¹³ V. Vrba,¹²⁷ M. Vreeswijk,¹⁰⁷ R. Vuillermet,³⁰ I. Vukotic,³¹ Z. Vykydal,¹²⁸ P. Wagner,²¹ W. Wagner,¹⁷⁶ H. Wahlberg,⁷¹ S. Wahrmund,⁴⁴ J. Wakabayashi,¹⁰³ J. Walder,⁷² R. Walker,¹⁰⁰ W. Walkowiak,¹⁴² C. Wang,^{33c} F. Wang,¹⁷⁴ H. Wang,¹⁵ H. Wang,⁴⁰ J. Wang,⁴² J. Wang,^{33a} K. Wang,⁸⁷ R. Wang,⁶ S. M. Wang,¹⁵² T. Wang,²¹ X. Wang,¹⁷⁷ C. Wanotayaroj,¹¹⁶ A. Warburton,⁸⁷ C. P. Ward,²⁸ D. R. Wardrope,⁷⁸ M. Warsinsky,⁴⁸ A. Washbrook,⁴⁶ C. Wasicki,⁴² P. M. Watkins,¹⁸ A. T. Watson,¹⁸ I. J. Watson,¹⁵¹ M. F. Watson,¹⁸ G. Watts,¹³⁹ S. Watts,⁸⁴ B. M. Waugh,⁷⁸ S. Webb,⁸⁴ M. S. Weber,¹⁷ S. W. Weber,¹⁷⁵ J. S. Webster,³¹ A. R. Weidberg,¹²⁰ B. Weinert,⁶¹ J. Weingarten,⁵⁴ C. Weiser,⁴⁸ H. Weits,¹⁰⁷ P. S. Wells,³⁰ T. Wenaus,²⁵ T. Wengler,³⁰ S. Wenig,³⁰ N. Wermes,²¹ M. Werner,⁴⁸ P. Werner,³⁰ M. Wessels,^{58a} J. Wetter,¹⁶² K. Whalen,²⁹ A. M. Wharton,⁷² A. White,⁸ M. J. White,¹ R. White,^{32b} S. White,^{124a,124b} D. Whiteson,¹⁶⁴ F. J. Wickens,¹³¹ W. Wiedenmann,¹⁷⁴ M. Wieler,¹³¹ P. Wienemann,²¹ C. Wiglesworth,³⁶ L. A. M. Wiik-Fuchs,²¹ A. Wildauer,¹⁰¹ H. G. Wilkens,³⁰ H. H. Williams,¹²² S. Williams,¹⁰⁷ C. Willis,⁹⁰ S. Willocq,⁸⁶ A. Wilson,⁸⁹ J. A. Wilson,¹⁸ I. Wingerter-Seez,⁵ F. Winklmeier,¹¹⁶ B. T. Winter,²¹ M. Wittgen,¹⁴⁴ J. Wittkowski,¹⁰⁰ S. J. Wollstadt,⁸³ M. W. Wolter,³⁹ H. Wolters,^{126a,126c} B. K. Wosiek,³⁹ J. Wotschack,³⁰ M. J. Woudstra,⁸⁴ K. W. Wozniak,³⁹ M. Wu,⁵⁵ M. Wu,³¹ S. L. Wu,¹⁷⁴ X. Wu,⁴⁹ Y. Wu,⁸⁹ T. R. Wyatt,⁸⁴ B. M. Wynne,⁴⁶ S. Xella,³⁶ D. Xu,^{33a} L. Xu,^{33b,ji} B. Yabsley,¹⁵¹ S. Yacoob,^{146b,kk} R. Yakabe,⁶⁷ M. Yamada,⁶⁶ Y. Yamaguchi,¹¹⁸ A. Yamamoto,⁶⁶ S. Yamamoto,¹⁵⁶ T. Yamanaka,¹⁵⁶ K. Yamauchi,¹⁰³ Y. Yamazaki,⁶⁷ Z. Yan,²² H. Yang,^{33e} H. Yang,¹⁷⁴ Y. Yang,¹⁵² L. Yao,^{33a} W-M. Yao,¹⁵ Y. Yasu,⁶⁶ E. Yatsenko,⁴² K. H. Yau Wong,²¹ J. Ye,⁴⁰ S. Ye,²⁵ I. Yeletsikh,⁶⁵ A. L. Yen,⁵⁷ E. Yildirim,⁴² K. Yorita,¹⁷² R. Yoshida,⁶ K. Yoshihara,¹²² C. Young,¹⁴⁴ C. J. S. Young,³⁰ S. Youssef,²² D. R. Yu,¹⁵ J. Yu,⁸ J. M. Yu,⁸⁹ J. Yu,¹¹⁴ L. Yuan,⁶⁷ A. Yurkewicz,¹⁰⁸ I. Yusuf,^{28,11} B. Zabinski,³⁹ R. Zaidan,⁶³ A. M. Zaitsev,^{130,aa} J. Zalieckas,¹⁴ A. Zaman,¹⁴⁹ S. Zambito,²³ L. Zanello,^{133a,133b} D. Zanzi,⁸⁸ C. Zeitnitz,¹⁷⁶ M. Zeman,¹²⁸ A. Zemla,^{38a} K. Zengel,²³ O. Zenin,¹³⁰ T.  eniš,^{145a} D. Zerwas,¹¹⁷ D. Zhang,⁸⁹ F. Zhang,¹⁷⁴ J. Zhang,⁶ L. Zhang,⁴⁸ R. Zhang,^{33b} X. Zhang,^{33d} Z. Zhang,¹¹⁷ X. Zhao,⁴⁰ Y. Zhao,^{33d,117} Z. Zhao,^{33b} A. Zhemchugov,⁶⁵ J. Zhong,¹²⁰ B. Zhou,⁸⁹ C. Zhou,⁴⁵ L. Zhou,³⁵ L. Zhou,⁴⁰ N. Zhou,¹⁶⁴ C. G. Zhu,^{33d} H. Zhu,^{33a} J. Zhu,⁸⁹ Y. Zhu,^{33b} X. Zhuang,^{33a} K. Zhukov,⁹⁶ A. Zibell,¹⁷⁵ D. Zieminska,⁶¹ N. I. Zimine,⁶⁵ C. Zimmermann,⁸³ R. Zimmermann,²¹ S. Zimmermann,⁴⁸ Z. Zinonos,⁵⁴ M. Zinser,⁸³ M. Ziolkowski,¹⁴² L.  ivkovi ,¹³ G. Zobernig,¹⁷⁴ A. Zoccoli,^{20a,20b} M. zur Nedden,¹⁶ G. Zurzolo,^{104a,104b} and L. Zwalinski³⁰

(ATLAS Collaboration)

- ¹*Department of Physics, University of Adelaide, Adelaide, Australia*
²*Physics Department, SUNY Albany, Albany New York, USA*
³*Department of Physics, University of Alberta, Edmonton Alberta, Canada*
^{4a}*Department of Physics, Ankara University, Ankara, Turkey*
^{4b}*Istanbul Aydin University, Istanbul, Turkey*
^{4c}*Division of Physics, TOBB University of Economics and Technology, Ankara, Turkey*
⁵*LAPP, CNRS/IN2P3 and Université Savoie Mont Blanc, Annecy-le-Vieux, France*
⁶*High Energy Physics Division, Argonne National Laboratory, Argonne IL, USA*
⁷*Department of Physics, University of Arizona, Tucson Arizona, USA*
⁸*Department of Physics, The University of Texas at Arlington, Arlington Texas, USA*
⁹*Physics Department, University of Athens, Athens, Greece*
¹⁰*Physics Department, National Technical University of Athens, Zografou, Greece*
¹¹*Institute of Physics, Azerbaijan Academy of Sciences, Baku, Azerbaijan*
¹²*Institut de Física d'Altes Energies and Departament de Física de la Universitat Autònoma de Barcelona, Barcelona, Spain*
¹³*Institute of Physics, University of Belgrade, Belgrade, Serbia*
¹⁴*Department for Physics and Technology, University of Bergen, Bergen, Norway*
¹⁵*Physics Division, Lawrence Berkeley National Laboratory and University of California, Berkeley California, USA*
¹⁶*Department of Physics, Humboldt University, Berlin, Germany*
¹⁷*Albert Einstein Center for Fundamental Physics and Laboratory for High Energy Physics, University of Bern, Bern, Switzerland*
¹⁸*School of Physics and Astronomy, University of Birmingham, Birmingham, United Kingdom*
^{19a}*Department of Physics, Bogazici University, Istanbul, Turkey*
^{19b}*Department of Physics, Dogus University, Istanbul, Turkey*
^{19c}*Department of Physics Engineering, Gaziantep University, Gaziantep, Turkey*
^{20a}*INFN Sezione di Bologna, Italy*
^{20b}*Dipartimento di Fisica e Astronomia, Università di Bologna, Bologna, Italy*
²¹*Physikalisches Institut, University of Bonn, Bonn, Germany*
²²*Department of Physics, Boston University, Boston Massachusetts, USA*
²³*Department of Physics, Brandeis University, Waltham Massachusetts, USA*
^{24a}*Universidade Federal do Rio De Janeiro COPPE/EE/IF, Rio de Janeiro, Brazil*
^{24b}*Electrical Circuits Department, Federal University of Juiz de Fora (UFJF), Juiz de Fora, Brazil*
^{24c}*Federal University of Sao Joao del Rei (UFSJ), Sao Joao del Rei, Brazil*
^{24d}*Instituto de Física, Universidade de Sao Paulo, Sao Paulo, Brazil*
²⁵*Physics Department, Brookhaven National Laboratory, Upton New York, USA*
^{26a}*National Institute of Physics and Nuclear Engineering, Bucharest, Romania*
^{26b}*National Institute for Research and Development of Isotopic and Molecular Technologies, Physics Department, Cluj Napoca, Romania*
^{26c}*University Politehnica Bucharest, Bucharest, Romania*
^{26d}*West University in Timisoara, Timisoara, Romania*
²⁷*Departamento de Física, Universidad de Buenos Aires, Buenos Aires, Argentina*
²⁸*Cavendish Laboratory, University of Cambridge, Cambridge, United Kingdom*
²⁹*Department of Physics, Carleton University, Ottawa Ontario, Canada*
³⁰*CERN, Geneva, Switzerland*
³¹*Enrico Fermi Institute, University of Chicago, Chicago IL, USA*
^{32a}*Departamento de Física, Pontificia Universidad Católica de Chile, Santiago, Chile*
^{32b}*Departamento de Física, Universidad Técnica Federico Santa María, Valparaíso, Chile*
^{33a}*Institute of High Energy Physics, Chinese Academy of Sciences, Beijing, China*
^{33b}*Department of Modern Physics, University of Science and Technology of China, Anhui, China*
^{33c}*Department of Physics, Nanjing University, Jiangsu, China*
^{33d}*School of Physics, Shandong University, Shandong, China*
^{33e}*Department of Physics and Astronomy, Shanghai Key Laboratory for Particle Physics and Cosmology, Shanghai Jiao Tong University, Shanghai, China*
^{33f}*Physics Department, Tsinghua University, Beijing 100084, China*
³⁴*Laboratoire de Physique Corpusculaire, Clermont Université and Université Blaise Pascal and CNRS/IN2P3, Clermont-Ferrand, France*
³⁵*Nevis Laboratory, Columbia University, Irvington New York, USA*

- ³⁶Niels Bohr Institute, University of Copenhagen, Kobenhavn, Denmark
- ^{37a}INFN Gruppo Collegato di Cosenza, Laboratori Nazionali di Frascati, Italy
- ^{37b}Dipartimento di Fisica, Università della Calabria, Rende, Italy
- ^{38a}AGH University of Science and Technology, Faculty of Physics and Applied Computer Science, Krakow, Poland
- ^{38b}Marian Smoluchowski Institute of Physics, Jagiellonian University, Krakow, Poland
- ³⁹Institute of Nuclear Physics Polish Academy of Sciences, Krakow, Poland
- ⁴⁰Physics Department, Southern Methodist University, Dallas Texas, USA
- ⁴¹Physics Department, University of Texas at Dallas, Richardson Texas, USA
- ⁴²DESY, Hamburg and Zeuthen, Germany
- ⁴³Institut für Experimentelle Physik IV, Technische Universität Dortmund, Dortmund, Germany
- ⁴⁴Institut für Kern- und Teilchenphysik, Technische Universität Dresden, Dresden, Germany
- ⁴⁵Department of Physics, Duke University, Durham North Carolina, USA
- ⁴⁶SUPA - School of Physics and Astronomy, University of Edinburgh, Edinburgh, United Kingdom
- ⁴⁷INFN Laboratori Nazionali di Frascati, Frascati, Italy
- ⁴⁸Fakultät für Mathematik und Physik, Albert-Ludwigs-Universität, Freiburg, Germany
- ⁴⁹Section de Physique, Université de Genève, Geneva, Switzerland
- ^{50a}INFN Sezione di Genova, Italy
- ^{50b}Dipartimento di Fisica, Università di Genova, Genova, Italy
- ^{51a}E. Andronikashvili Institute of Physics, Iv. Javakhishvili Tbilisi State University, Tbilisi, Georgia
- ^{51b}High Energy Physics Institute, Tbilisi State University, Tbilisi, Georgia
- ⁵²II Physikalisches Institut, Justus-Liebig-Universität Giessen, Giessen, Germany
- ⁵³SUPA - School of Physics and Astronomy, University of Glasgow, Glasgow, United Kingdom
- ⁵⁴II Physikalisches Institut, Georg-August-Universität, Göttingen, Germany
- ⁵⁵Laboratoire de Physique Subatomique et de Cosmologie, Université Grenoble-Alpes, CNRS/IN2P3, Grenoble, France
- ⁵⁶Department of Physics, Hampton University, Hampton Virginia, USA
- ⁵⁷Laboratory for Particle Physics and Cosmology, Harvard University, Cambridge Massachusetts, USA
- ^{58a}Kirchhoff-Institut für Physik, Ruprecht-Karls-Universität Heidelberg, Heidelberg, Germany
- ^{58b}Physikalisches Institut, Ruprecht-Karls-Universität Heidelberg, Heidelberg, Germany
- ^{58c}ZITI Institut für technische Informatik, Ruprecht-Karls-Universität Heidelberg, Mannheim, Germany
- ⁵⁹Faculty of Applied Information Science, Hiroshima Institute of Technology, Hiroshima, Japan
- ^{60a}Department of Physics, The Chinese University of Hong Kong, Shatin, N.T., Hong Kong, China
- ^{60b}Department of Physics, The University of Hong Kong, Hong Kong, China
- ^{60c}Department of Physics, The Hong Kong University of Science and Technology, Clear Water Bay, Kowloon, Hong Kong, China
- ⁶¹Department of Physics, Indiana University, Bloomington Indiana, USA
- ⁶²Institut für Astro- und Teilchenphysik, Leopold-Franzens-Universität, Innsbruck, Austria
- ⁶³University of Iowa, Iowa City IA, United States of America
- ⁶⁴Department of Physics and Astronomy, Iowa State University, Ames IA, United States of America
- ⁶⁵Joint Institute for Nuclear Research, JINR Dubna, Dubna, Russia
- ⁶⁶KEK, High Energy Accelerator Research Organization, Tsukuba, Japan
- ⁶⁷Graduate School of Science, Kobe University, Kobe, Japan
- ⁶⁸Faculty of Science, Kyoto University, Kyoto, Japan
- ⁶⁹Kyoto University of Education, Kyoto, Japan
- ⁷⁰Department of Physics, Kyushu University, Fukuoka, Japan
- ⁷¹Instituto de Física La Plata, Universidad Nacional de La Plata and CONICET, La Plata, Argentina
- ⁷²Physics Department, Lancaster University, Lancaster, United Kingdom
- ^{73a}INFN Sezione di Lecce, Italy
- ^{73b}Dipartimento di Matematica e Fisica, Università del Salento, Lecce, Italy
- ⁷⁴Oliver Lodge Laboratory, University of Liverpool, Liverpool, United Kingdom
- ⁷⁵Department of Physics, Jožef Stefan Institute and University of Ljubljana, Ljubljana, Slovenia
- ⁷⁶School of Physics and Astronomy, Queen Mary University of London, London, United Kingdom
- ⁷⁷Department of Physics, Royal Holloway University of London, Surrey, United Kingdom
- ⁷⁸Department of Physics and Astronomy, University College London, London, United Kingdom
- ⁷⁹Louisiana Tech University, Ruston LA, United States of America
- ⁸⁰Laboratoire de Physique Nucléaire et de Hautes Energies, UPMC and Université Paris-Diderot and CNRS/IN2P3, Paris, France
- ⁸¹Fysiska institutionen, Lunds universitet, Lund, Sweden
- ⁸²Departamento de Física Teórica C-15, Universidad Autónoma de Madrid, Madrid, Spain

- ⁸³*Institut für Physik, Universität Mainz, Mainz, Germany*
- ⁸⁴*School of Physics and Astronomy, University of Manchester, Manchester, United Kingdom*
- ⁸⁵*CPPM, Aix-Marseille Université and CNRS/IN2P3, Marseille, France*
- ⁸⁶*Department of Physics, University of Massachusetts, Amherst Massachusetts, USA*
- ⁸⁷*Department of Physics, McGill University, Montreal QC, Canada*
- ⁸⁸*School of Physics, University of Melbourne, Victoria, Australia*
- ⁸⁹*Department of Physics, The University of Michigan, Ann Arbor Michigan, USA*
- ⁹⁰*Department of Physics and Astronomy, Michigan State University, East Lansing Michigan, USA*
- ^{91a}*INFN Sezione di Milano, Italy*
- ^{91b}*Dipartimento di Fisica, Università di Milano, Milano, Italy*
- ⁹²*B.I. Stepanov Institute of Physics, National Academy of Sciences of Belarus, Minsk, Republic of Belarus*
- ⁹³*National Scientific and Educational Centre for Particle and High Energy Physics, Minsk, Republic of Belarus*
- ⁹⁴*Department of Physics, Massachusetts Institute of Technology, Cambridge Massachusetts, USA*
- ⁹⁵*Group of Particle Physics, University of Montreal, Montreal QC, Canada*
- ⁹⁶*P.N. Lebedev Institute of Physics, Academy of Sciences, Moscow, Russia*
- ⁹⁷*Institute for Theoretical and Experimental Physics (ITEP), Moscow, Russia*
- ⁹⁸*National Research Nuclear University MEPhI, Moscow, Russia*
- ⁹⁹*D.V. Skobeltsyn Institute of Nuclear Physics, M.V. Lomonosov Moscow State University, Moscow, Russia*
- ¹⁰⁰*Fakultät für Physik, Ludwig-Maximilians-Universität München, München, Germany*
- ¹⁰¹*Max-Planck-Institut für Physik (Werner-Heisenberg-Institut), München, Germany*
- ¹⁰²*Nagasaki Institute of Applied Science, Nagasaki, Japan*
- ¹⁰³*Graduate School of Science and Kobayashi-Maskawa Institute, Nagoya University, Nagoya, Japan*
- ^{104a}*INFN Sezione di Napoli, Italy*
- ^{104b}*Dipartimento di Fisica, Università di Napoli, Napoli, Italy*
- ¹⁰⁵*Department of Physics and Astronomy, University of New Mexico, Albuquerque New Mexico, USA*
- ¹⁰⁶*Institute for Mathematics, Astrophysics and Particle Physics, Radboud University Nijmegen/Nikhef, Nijmegen, Netherlands*
- ¹⁰⁷*Nikhef National Institute for Subatomic Physics and University of Amsterdam, Amsterdam, Netherlands*
- ¹⁰⁸*Department of Physics, Northern Illinois University, DeKalb IL, USA*
- ¹⁰⁹*Budker Institute of Nuclear Physics, SB RAS, Novosibirsk, Russia*
- ¹¹⁰*Department of Physics, New York University, New York New York, USA*
- ¹¹¹*Ohio State University, Columbus Ohio, USA*
- ¹¹²*Faculty of Science, Okayama University, Okayama, Japan*
- ¹¹³*Homer L. Dodge Department of Physics and Astronomy, University of Oklahoma, Norman Oklahoma, USA*
- ¹¹⁴*Department of Physics, Oklahoma State University, Stillwater Oklahoma, USA*
- ¹¹⁵*Palacký University, RCPTM, Olomouc, Czech Republic*
- ¹¹⁶*Center for High Energy Physics, University of Oregon, Eugene Oregon, USA*
- ¹¹⁷*LAL, Université Paris-Sud and CNRS/IN2P3, Orsay, France*
- ¹¹⁸*Graduate School of Science, Osaka University, Osaka, Japan*
- ¹¹⁹*Department of Physics, University of Oslo, Oslo, Norway*
- ¹²⁰*Department of Physics, Oxford University, Oxford, United Kingdom*
- ^{121a}*INFN Sezione di Pavia, Italy*
- ^{121b}*Dipartimento di Fisica, Università di Pavia, Pavia, Italy*
- ¹²²*Department of Physics, University of Pennsylvania, Philadelphia Pennsylvania, USA*
- ¹²³*Petersburg Nuclear Physics Institute, Gatchina, Russia*
- ^{124a}*INFN Sezione di Pisa, Italy*
- ^{124b}*Dipartimento di Fisica E. Fermi, Università di Pisa, Pisa, Italy*
- ¹²⁵*Department of Physics and Astronomy, University of Pittsburgh, Pittsburgh Pennsylvania, USA*
- ^{126a}*Laboratorio de Instrumentacao e Fisica Experimental de Particulas - LIP, Lisboa, Portugal*
- ^{126b}*Faculdade de Ciências, Universidade de Lisboa, Lisboa, Portugal*
- ^{126c}*Department of Physics, University of Coimbra, Coimbra, Portugal*
- ^{126d}*Centro de Física Nuclear da Universidade de Lisboa, Lisboa, Portugal*
- ^{126e}*Departamento de Física, Universidade do Minho, Braga, Portugal*
- ^{126f}*Departamento de Física Teórica y del Cosmos and CAFPE, Universidad de Granada, Granada, Spain*
- ^{126g}*Dep Física and CEFITEC of Faculdade de Ciências e Tecnologia, Universidade Nova de Lisboa, Caparica, Portugal*
- ¹²⁷*Institute of Physics, Academy of Sciences of the Czech Republic, Praha, Czech Republic*
- ¹²⁸*Czech Technical University in Prague, Praha, Czech Republic*

- ¹²⁹*Faculty of Mathematics and Physics, Charles University in Prague, Praha, Czech Republic*
- ¹³⁰*State Research Center Institute for High Energy Physics, Protvino, Russia*
- ¹³¹*Particle Physics Department, Rutherford Appleton Laboratory, Didcot, United Kingdom*
- ¹³²*Ritsumeikan University, Kusatsu, Shiga, Japan*
- ^{133a}*INFN Sezione di Roma, Italy*
- ^{133b}*Dipartimento di Fisica, Sapienza Università di Roma, Roma, Italy*
- ^{134a}*INFN Sezione di Roma Tor Vergata, Italy*
- ^{134b}*Dipartimento di Fisica, Università di Roma Tor Vergata, Roma, Italy*
- ^{135a}*INFN Sezione di Roma Tre, Italy*
- ^{135b}*Dipartimento di Matematica e Fisica, Università Roma Tre, Roma, Italy*
- ^{136a}*Faculté des Sciences Ain Chock, Réseau Universitaire de Physique des Hautes Energies - Université Hassan II, Casablanca, Morocco*
- ^{136b}*Centre National de l'Energie des Sciences Techniques Nucleaires, Rabat, Morocco*
- ^{136c}*Faculté des Sciences Semlalia, Université Cadi Ayyad, LPHEA-Marrakech, Morocco*
- ^{136d}*Faculté des Sciences, Université Mohamed Premier and LTPM, Oujda, Morocco*
- ^{136e}*Faculté des sciences, Université Mohammed V-Agdal, Rabat, Morocco*
- ¹³⁷*DSM/IRFU (Institut de Recherches sur les Lois Fondamentales de l'Univers), CEA Saclay (Commissariat à l'Energie Atomique et aux Energies Alternatives), Gif-sur-Yvette, France*
- ¹³⁸*Santa Cruz Institute for Particle Physics, University of California Santa Cruz, Santa Cruz CA, United States of America*
- ¹³⁹*Department of Physics, University of Washington, Seattle Washington, USA*
- ¹⁴⁰*Department of Physics and Astronomy, University of Sheffield, Sheffield, United Kingdom*
- ¹⁴¹*Department of Physics, Shinshu University, Nagano, Japan*
- ¹⁴²*Fachbereich Physik, Universität Siegen, Siegen, Germany*
- ¹⁴³*Department of Physics, Simon Fraser University, Burnaby British Columbia, Canada*
- ¹⁴⁴*SLAC National Accelerator Laboratory, Stanford California, USA*
- ^{145a}*Faculty of Mathematics, Physics & Informatics, Comenius University, Bratislava, Slovak Republic*
- ^{145b}*Department of Subnuclear Physics, Institute of Experimental Physics of the Slovak Academy of Sciences, Kosice, Slovak Republic*
- ^{146a}*Department of Physics, University of Cape Town, Cape Town, South Africa*
- ^{146b}*Department of Physics, University of Johannesburg, Johannesburg, South Africa*
- ^{146c}*School of Physics, University of the Witwatersrand, Johannesburg, South Africa*
- ^{147a}*Department of Physics, Stockholm University, Sweden*
- ^{147b}*The Oskar Klein Centre, Stockholm, Sweden*
- ¹⁴⁸*Physics Department, Royal Institute of Technology, Stockholm, Sweden*
- ¹⁴⁹*Departments of Physics & Astronomy and Chemistry, Stony Brook University, Stony Brook New York, USA*
- ¹⁵⁰*Department of Physics and Astronomy, University of Sussex, Brighton, United Kingdom*
- ¹⁵¹*School of Physics, University of Sydney, Sydney, Australia*
- ¹⁵²*Institute of Physics, Academia Sinica, Taipei, Taiwan*
- ¹⁵³*Department of Physics, Technion: Israel Institute of Technology, Haifa, Israel*
- ¹⁵⁴*Raymond and Beverly Sackler School of Physics and Astronomy, Tel Aviv University, Tel Aviv, Israel*
- ¹⁵⁵*Department of Physics, Aristotle University of Thessaloniki, Thessaloniki, Greece*
- ¹⁵⁶*International Center for Elementary Particle Physics and Department of Physics, The University of Tokyo, Tokyo, Japan*
- ¹⁵⁷*Graduate School of Science and Technology, Tokyo Metropolitan University, Tokyo, Japan*
- ¹⁵⁸*Department of Physics, Tokyo Institute of Technology, Tokyo, Japan*
- ¹⁵⁹*Department of Physics, University of Toronto, Toronto Ontario, Canada*
- ^{160a}*TRIUMF, Vancouver BC, Canada*
- ^{160b}*Department of Physics and Astronomy, York University, Toronto Ontario, Canada*
- ¹⁶¹*Faculty of Pure and Applied Sciences, University of Tsukuba, Tsukuba, Japan*
- ¹⁶²*Department of Physics and Astronomy, Tufts University, Medford Massachusetts, USA*
- ¹⁶³*Centro de Investigaciones, Universidad Antonio Narino, Bogota, Colombia*
- ¹⁶⁴*Department of Physics and Astronomy, University of California Irvine, Irvine California, USA*
- ^{165a}*INFN Gruppo Collegato di Udine, Sezione di Trieste, Udine, Italy*
- ^{165b}*ICTP, Trieste, Italy*
- ^{165c}*Dipartimento di Chimica, Fisica e Ambiente, Università di Udine, Udine, Italy*
- ¹⁶⁶*Department of Physics, University of Illinois, Urbana IL, USA*
- ¹⁶⁷*Department of Physics and Astronomy, University of Uppsala, Uppsala, Sweden*

¹⁶⁸*Instituto de Física Corpuscular (IFIC) and Departamento de Física Atómica, Molecular y Nuclear and Departamento de Ingeniería Electrónica and Instituto de Microelectrónica de Barcelona (IMB-CNM), University of Valencia and CSIC, Valencia, Spain*

¹⁶⁹*Department of Physics, University of British Columbia, Vancouver British Columbia, Canada*

¹⁷⁰*Department of Physics and Astronomy, University of Victoria, Victoria British Columbia, Canada*

¹⁷¹*Department of Physics, University of Warwick, Coventry, United Kingdom*

¹⁷²*Waseda University, Tokyo, Japan*

¹⁷³*Department of Particle Physics, The Weizmann Institute of Science, Rehovot, Israel*

¹⁷⁴*Department of Physics, University of Wisconsin, Madison Wisconsin, USA*

¹⁷⁵*Fakultät für Physik und Astronomie, Julius-Maximilians-Universität, Würzburg, Germany*

¹⁷⁶*Fachbereich C Physik, Bergische Universität Wuppertal, Wuppertal, Germany*

¹⁷⁷*Department of Physics, Yale University, New Haven Connecticut, USA*

¹⁷⁸*Yerevan Physics Institute, Yerevan, Armenia*

¹⁷⁹*Centre de Calcul de l'Institut National de Physique Nucléaire et de Physique des Particules (IN2P3), Villeurbanne, France*

^aDeceased.

^bAlso at Department of Physics, King's College London, London, United Kingdom.

^cAlso at Institute of Physics, Azerbaijan Academy of Sciences, Baku, Azerbaijan.

^dAlso at Novosibirsk State University, Novosibirsk, Russia.

^eAlso at TRIUMF, Vancouver BC, Canada.

^fAlso at Department of Physics, California State University, Fresno CA, United States of America.

^gAlso at Department of Physics, University of Fribourg, Fribourg, Switzerland.

^hAlso at Departamento de Física e Astronomia, Faculdade de Ciências, Universidade do Porto, Portugal.

ⁱAlso at Tomsk State University, Tomsk, Russia.

^jAlso at CPPM, Aix-Marseille Université and CNRS/IN2P3, Marseille, France.

^kAlso at Università di Napoli Parthenope, Napoli, Italy.

^lAlso at Institute of Particle Physics (IPP), Canada.

^mAlso at Particle Physics Department, Rutherford Appleton Laboratory, Didcot, United Kingdom.

ⁿAlso at Department of Physics, St. Petersburg State Polytechnical University, St. Petersburg, Russia.

^oAlso at Louisiana Tech University, Ruston LA, United States of America.

^pAlso at Institutio Catalana de Recerca i Estudis Avancats, ICREA, Barcelona, Spain.

^qAlso at Department of Physics, National Tsing Hua University, Taiwan.

^rAlso at Department of Physics, The University of Texas at Austin, Austin TX, USA.

^sAlso at Institute of Theoretical Physics, Ilia State University, Tbilisi, Georgia.

^tAlso at CERN, Geneva, Switzerland.

^uAlso at Georgian Technical University (GTU), Tbilisi, Georgia.

^vAlso at Ochadai Academic Production, Ochanomizu University, Tokyo, Japan.

^wAlso at Manhattan College, New York NY, USA.

^xAlso at Institute of Physics, Academia Sinica, Taipei, Taiwan.

^yAlso at LAL, Université Paris-Sud and CNRS/IN2P3, Orsay, France.

^zAlso at Academia Sinica Grid Computing, Institute of Physics, Academia Sinica, Taipei, Taiwan.

^{aa}Also at Moscow Institute of Physics and Technology State University, Dolgoprudny, Russia.

^{bb}Also at Section de Physique, Université de Genève, Geneva, Switzerland.

^{cc}Also at International School for Advanced Studies (SISSA), Trieste, Italy.

^{dd}Also at Department of Physics and Astronomy, University of South Carolina, Columbia SC, USA.

^{ee}Also at School of Physics and Engineering, Sun Yat-sen University, Guangzhou, China.

^{ff}Also at Faculty of Physics, M.V.Lomonosov Moscow State University, Moscow, Russia.

^{gg}Also at National Research Nuclear University MEPhI, Moscow, Russia.

^{hh}Also at Department of Physics, Stanford University, Stanford CA, USA.

ⁱⁱAlso at Institute for Particle and Nuclear Physics, Wigner Research Centre for Physics, Budapest, Hungary.

^{jj}Also at Department of Physics, The University of Michigan, Ann Arbor MI, USA.

^{kk}Also at Discipline of Physics, University of KwaZulu-Natal, Durban, South Africa.

^{ll}Also at University of Malaya, Department of Physics, Kuala Lumpur, Malaysia.